




## Iraq largest donors in 2017



**€1,375.75m**  
Total EU ODA

EU donors together €1,370.31m  
53% of bilateral flows

UN  
agencies  
€5.44m

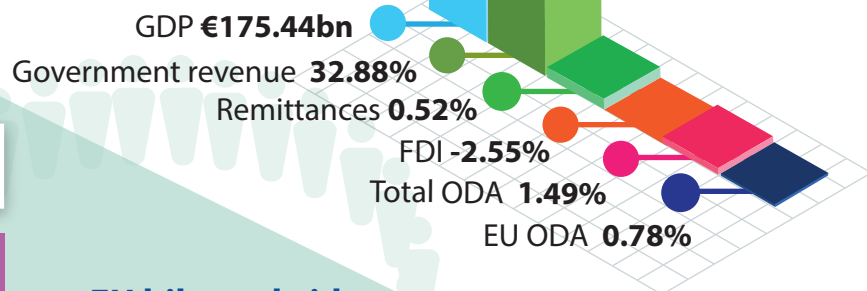
EU non-bilateral aid

### IRAQ FACTS

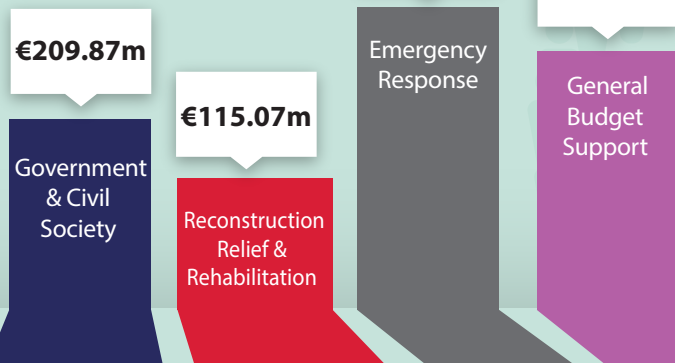
Upper-Middle Income  
Country  
(World Bank classification)

### Aid as % share of GDP

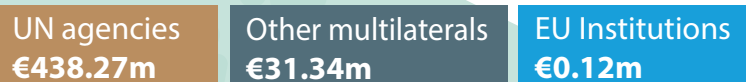
\*Government revenue: Revenue consists of taxes, social contributions, grants receivable, and other revenue.



## The main sectors funded by the EU



## EU bilateral aid implemented through



The EU and the Member States channel funds through a range of international organisations.  
This infographic may not fully capture all of the funds.

### For more information contact:

EEAS JOINT PROGRAMMING:  
[joint-programming-support@eeas.europa.eu](mailto:joint-programming-support@eeas.europa.eu)

EU AID EXPLORER:  
<https://euaidexplorer.ec.europa.eu>

DEVCO JOINT PROGRAMMING:  
[devco-joint-programming-support@ec.europa.eu](mailto:devco-joint-programming-support@ec.europa.eu)

### Sources:

OECD DAC CRS: <https://stats.oecd.org/org/qwids/>  
MF WEO 2018 Database:  
<http://www.imf.org/external/pubs/ft/weo/2018/01/weodata/index.aspx>  
Exchange rate: \$1 = €0.887397 (OECD exchange rate for 2017)

JOINT PROGRAMMING TRACKER:  
<https://europa.eu/capacity4dev/joint-programming-tracker>

Note: EU refers to EU Institutions and Member States together

