




Angola largest donors in 2017



€74.84m
Total EU ODA

EU donors together €53.24m
20% of bilateral flows

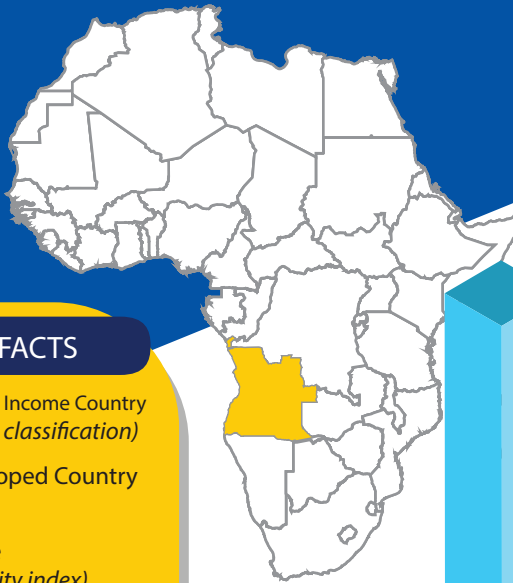
WB (IDA)
€17.75m

UN
agencies
€3.85m

EU non-bilateral aid

ANGOLA FACTS

- Lower-Middle Income Country (World Bank classification)
- Least Developed Country (2021)
- Fragile state (OECD fragility index)



Aid as % share of GDP

*Government revenue: Revenue consists of taxes, social contributions, grants receivable, and other revenue.

GDP €110.22bn

Government revenue 16.46%


Remittances 0%

FDI -5.96%

Total ODA 0.24%

EU ODA 0.05%

The main sectors funded by the EU



EU bilateral aid implemented through

UN agencies
€0.20m

The EU and the Member States channel funds through a range of international organisations. This infographic may not fully capture all of the funds.

For more information contact:

EEAS JOINT PROGRAMMING:
joint-programming-support@eeas.europa.eu

EU AID EXPLORER:
https://euaidexplorer.ec.europa.eu

DEVCO JOINT PROGRAMMING:
devco-joint-programming-support@ec.europa.eu

Sources:

OECD DAC CRS: <https://stats.oecd.org/org/qwids/>
MF WEO 2018 Database:
<http://www.imf.org/external/pubs/ft/weo/2018/01/weodata/index.aspx>
Exchange rate: \$1 = €0.887397 (OECD exchange rate for 2017)

JOINT PROGRAMMING TRACKER:
<https://europa.eu/capacity4dev/joint-programming-tracker>

Note: EU refers to EU Institutions and Member States together

