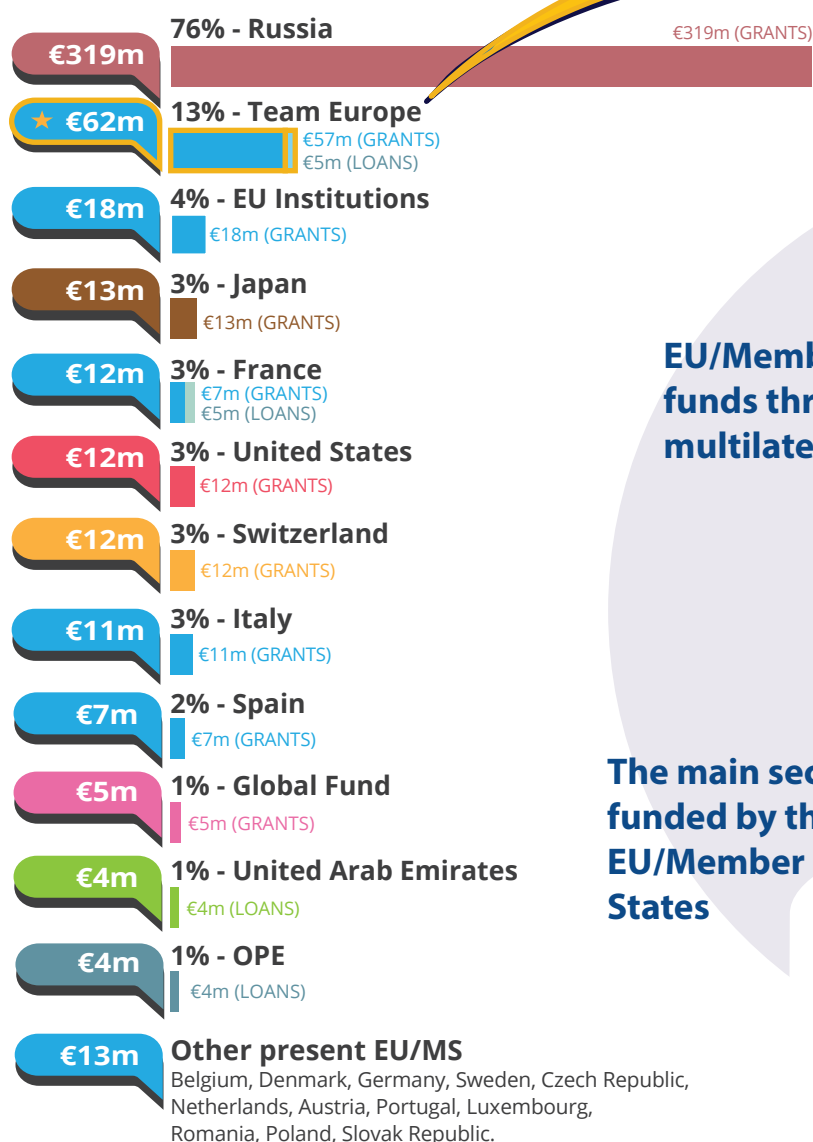


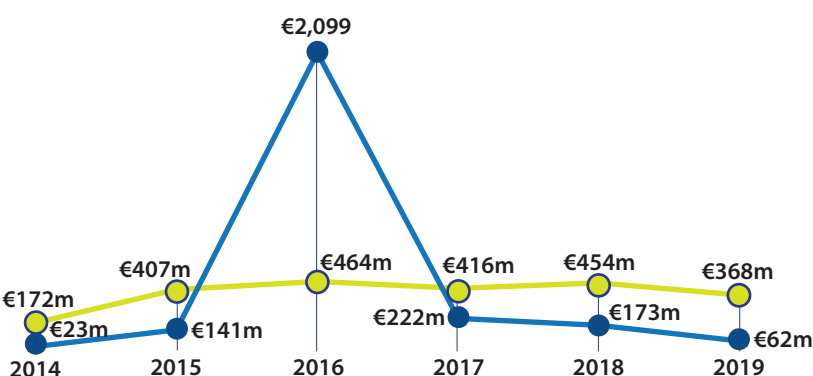


Mapping Team Europe Financial Contributions in Cuba

Cuba's partners in 2019*



*Based on ODA disbursements in the particular year.



For more information contact:

European Commission services:
 DG International Partnerships:
Intpa-Team-Europe-support@ec.europa.eu
 DG Neighbourhood and Enlargement Negotiations:
Near-joint-programming@ec.europa.eu

European External Action Service:
ECO-FIIC-PROGRAMMING@eeas.europa.eu

Source:

OECD DAC CRS

Exchange rate: \$1 = €0.8933
 (OECD-DAC exchange rate for 2019)

JOINT PROGRAMMING TRACKER:

<https://europa.eu/capacity4dev/joint-programming-tracker>

Note: EU/MS refers to the EU and its Member States together.

RDBs = Regional Development Banks.

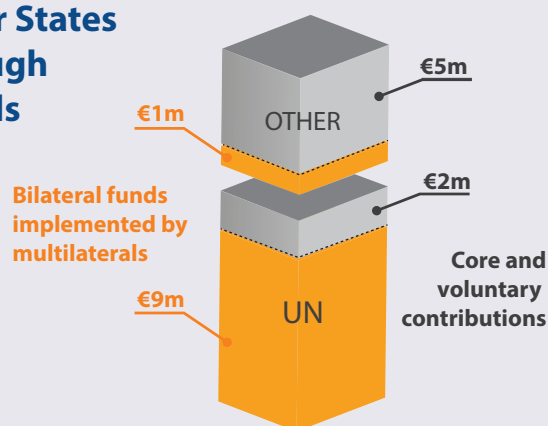
€69m
 Total EU /
 Member States
 ODA

€62m EU/Member States together

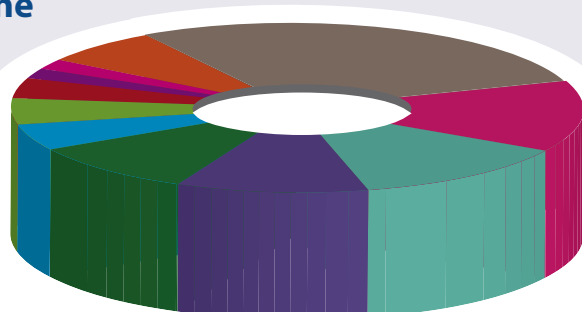
13% of global bilateral flows

EU/MS
 multilateral
 core and
 voluntary
 contributions
 €7m

EU/Member States funds through multilaterals



The main sectors funded by the EU/Member States



Bilateral ODA trends 2014-2019 (constant prices)

Team Europe
 Non-EU Bilateral Donors

#TEAMEUROPE



Investing in Sustainable Development in Cuba

GDP €92bn ↑*

GDP per capita
Fiscal position

€8,129 ↑
0%



Upper Middle Income Country
(World Bank classification)



Population 11.3m ↓

Multidimensional poverty

0.002

Human Development Index (UN)

Index

0.78 ↑

Ranking (of 189 countries)

70



Trade (in € bn)

Imports of goods

5.5 ↓

Exports of goods

1.6 ↓

Imports of goods (EU)

2.1 ↓

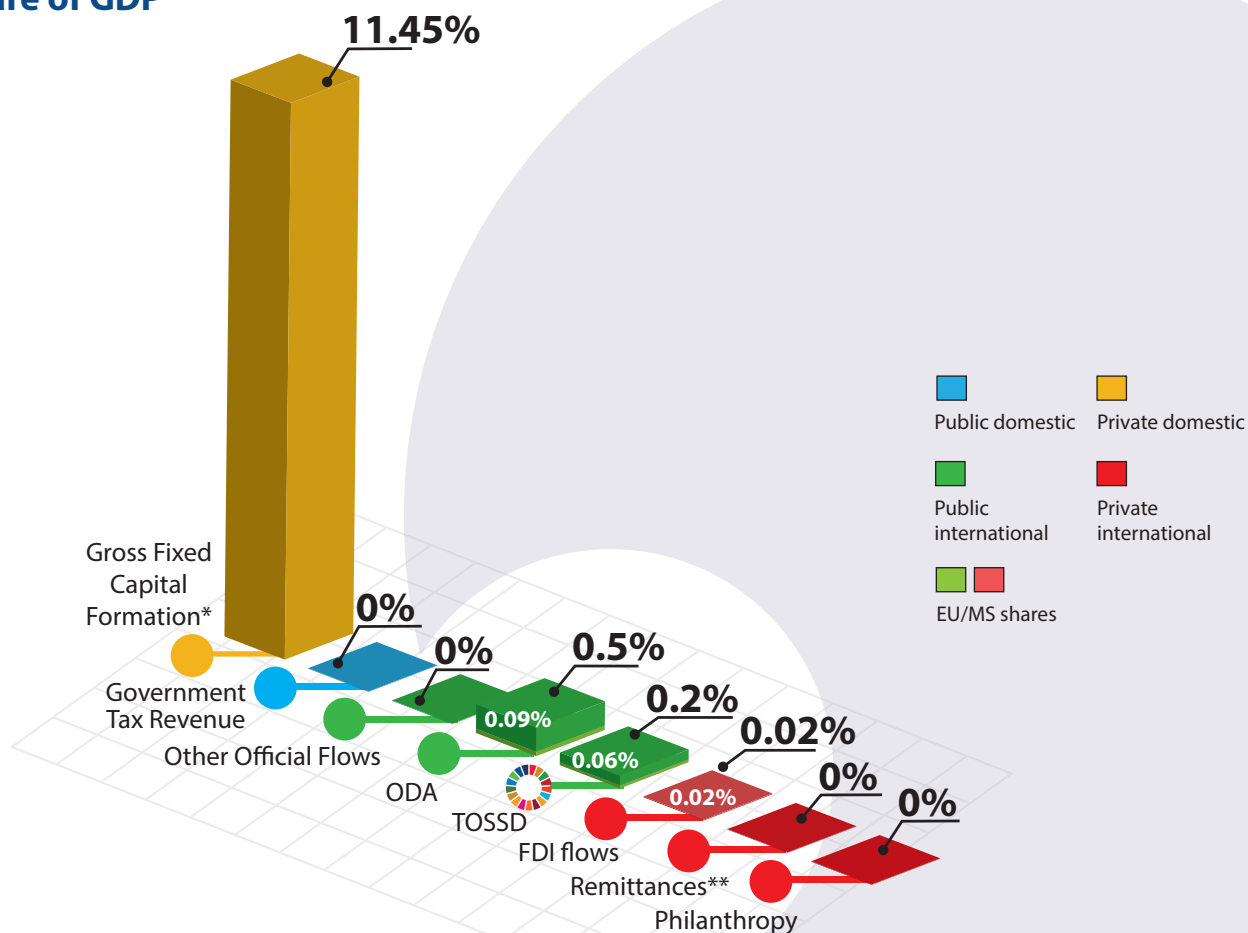
Exports of goods (EU)

0.3 ↑



* Compared to latest year with available data

Financing for Development as % share of GDP



For more information contact:

INTPA-SUSTAINABLE-FINANCE@ec.europa.eu

Exchange rate: \$1 = €0.8933
(OECD-DAC exchange rate for 2019)

Sources:

OECD-DAC International Development Statistics (IDS) online databases:
(a) DAC Online and (b) Creditor Reporting System, World Bank (World Development Indicators), Remittances database, International Debt Statistics, Joint External Debt Hub, Data Help Desk, Classification of Fragile and Conflict-Affected Situations, UNDP (Human Development Report 2020, Global Multidimensional Poverty Index 2020), UN CDP (List of LDCs), IMF (Direction of Trade Statistics), EUROSTAT (Balance of Payment Statistics, EU FDI data), TOSSD data visualisation tool.

Note: EU/MS refers to the EU and Member States together
For more information on TOSSD: www.tossd.org

*Measure of total investment in the domestic economy (overlap with FDI)

**Data on remittances from the EU is taken from KNOMAD-World Bank staff estimates, Bilateral Remittance Matrix 2020
Paris refers to debts to the Paris Club of creditors (22 countries)

#TEAMEUROPE