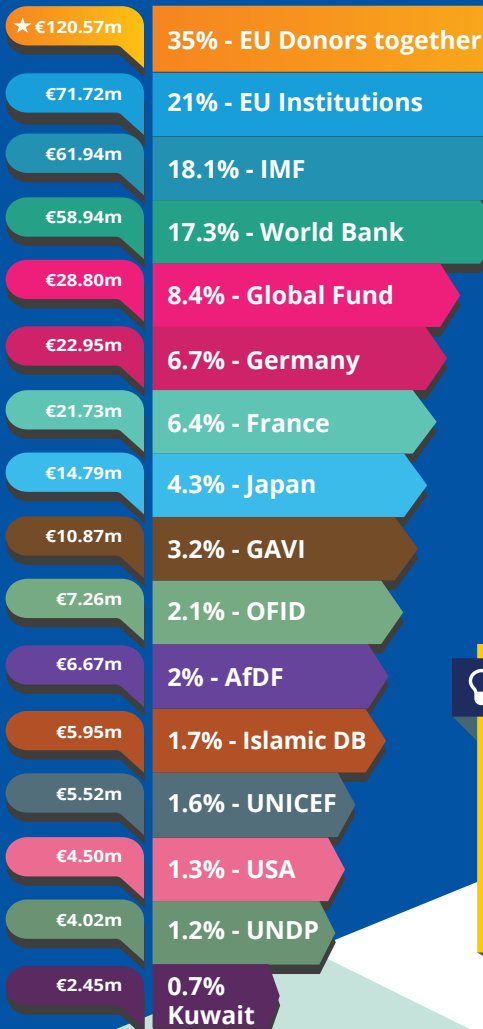




Togo largest donors in 2017



€140.5m
Total EU ODA

EU donors together €120.57m
35% of bilateral flows

WB (IDA)
€16.81m

UN
agencies
€3.12m

EU non-bilateral aid

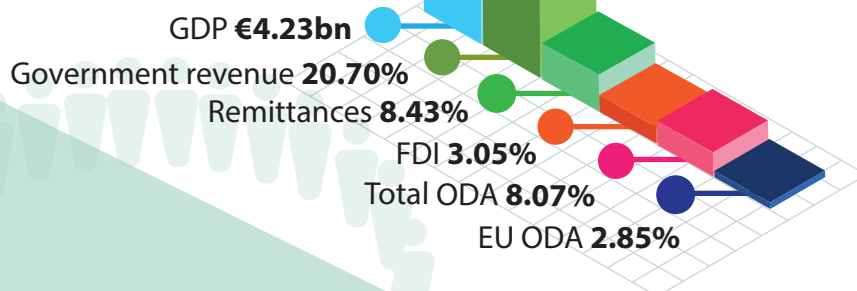
TOGO FACTS

- Low Income Country
(World Bank classification)
- Least Developed Country
(UN classification)
- Fragile state
(OECD fragility index) (WB,2018)

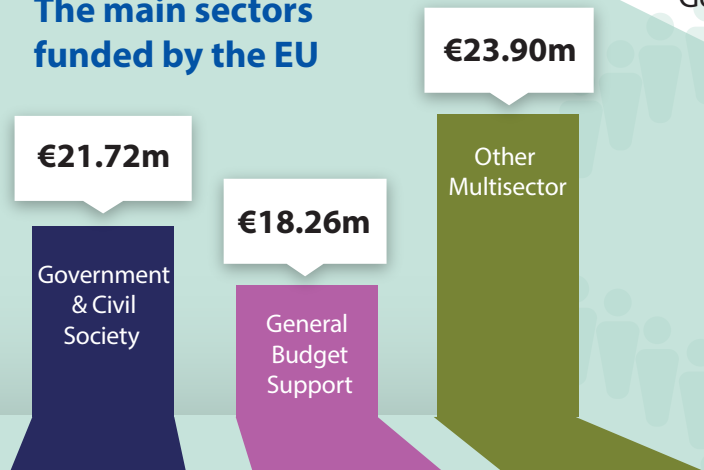


Aid as % share of GDP

*Government revenue: Revenue consists of taxes, social contributions, grants receivable, and other revenue.



The main sectors funded by the EU



For more information contact:

EEAS JOINT PROGRAMMING:
joint-programming-support@eeas.europa.eu

EU AID EXPLORER:
https://euaidexplorer.ec.europa.eu

DEVCO JOINT PROGRAMMING:
devco-joint-programming-support@ec.europa.eu

Sources:

OECD DAC CRS: <https://stats.oecd.org/qwids/>
MF WEO 2018 Database:
<http://www.imf.org/external/pubs/ft/weo/2018/01/weodata/index.aspx>
Exchange rate: \$1 = €0.887397 (OECD exchange rate for 2017)

JOINT PROGRAMMING TRACKER:
<https://europa.eu/capacity4dev/joint-programming-tracker>

Note: EU refers to EU Institutions and Member States together

