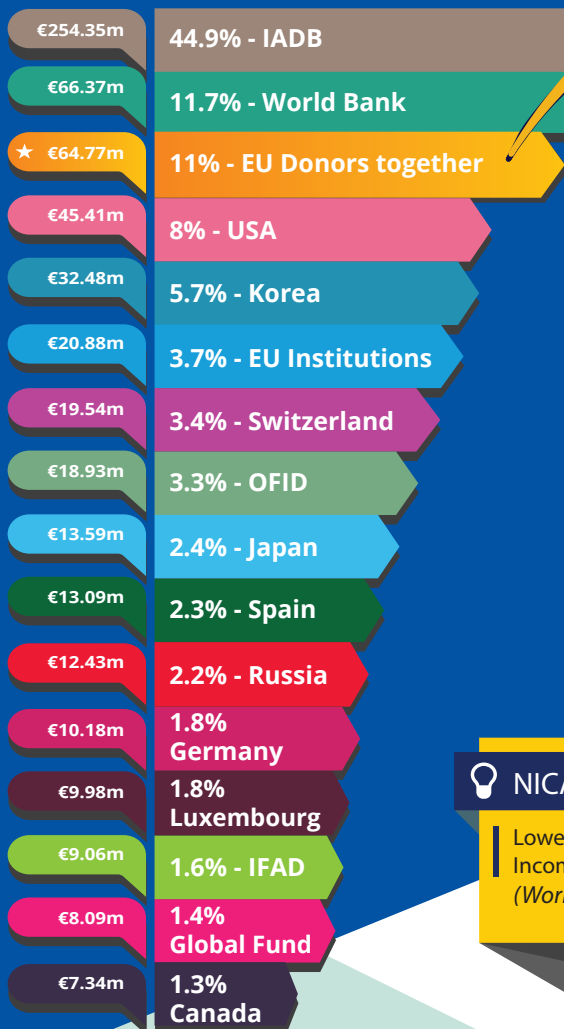




Nicaragua largest donors in 2017



€89.42m
Total EU ODA

EU donors together €64.77m
11% of bilateral flows

WB (IDA)
€18.93m

UN
agencies
€5.72m

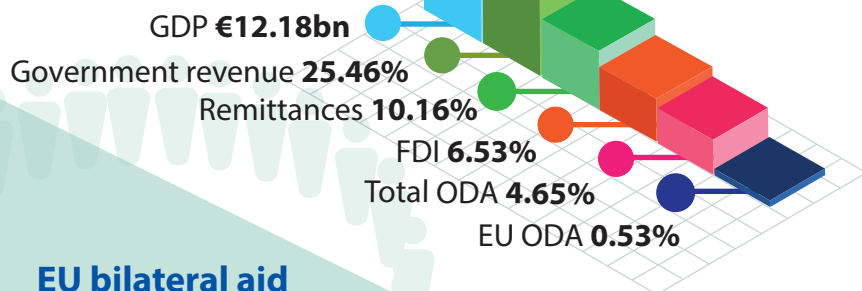
EU non-bilateral aid

NICARAGUA FACTS


Lower-Middle
Income Country
(World Bank classification)

Aid as % share of GDP

*Government revenue: Revenue consists of taxes, social contributions, grants receivable, and other revenue.



The main sectors funded by the EU



EU bilateral aid implemented through

Other Multilaterals
€0.19m

The EU and the Member States channel funds through a range of international organisations.
This infographic may not fully capture all of the funds.

For more information contact:

EEAS JOINT PROGRAMMING:
joint-programming-support@eeas.europa.eu

EU AID EXPLORER:
<https://euaideexplorer.ec.europa.eu>

DEVCO JOINT PROGRAMMING:
devco-joint-programming-support@ec.europa.eu

Sources:

OECD DAC CRS: <https://stats.oecd.org/org/qwids/>
MF WEO 2018 Database:
<http://www.imf.org/external/pubs/ft/weo/2018/01/weodata/index.aspx>
Exchange rate: \$1 = €0.887397 (OECD exchange rate for 2017)

JOINT PROGRAMMING TRACKER:
<https://europa.eu/capacity4dev/joint-programming-tracker>

Note: EU refers to EU Institutions and Member States together

