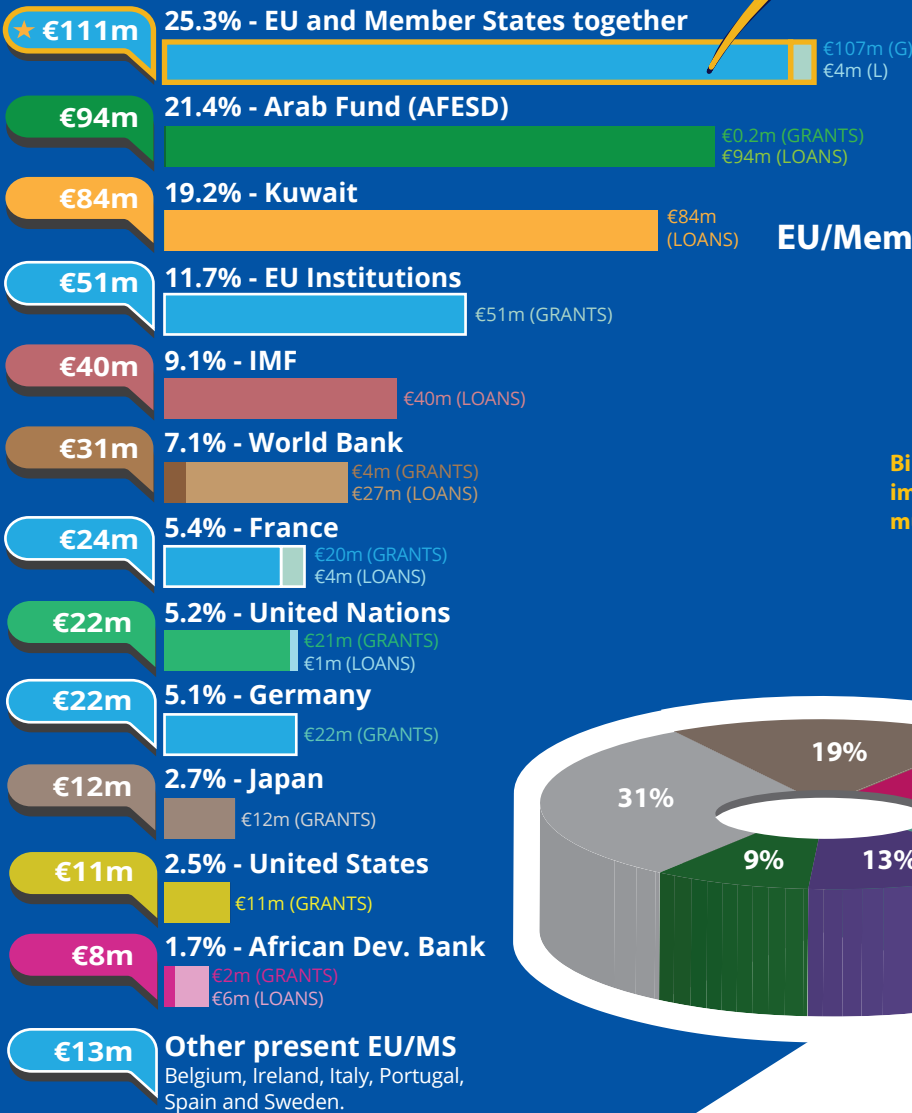
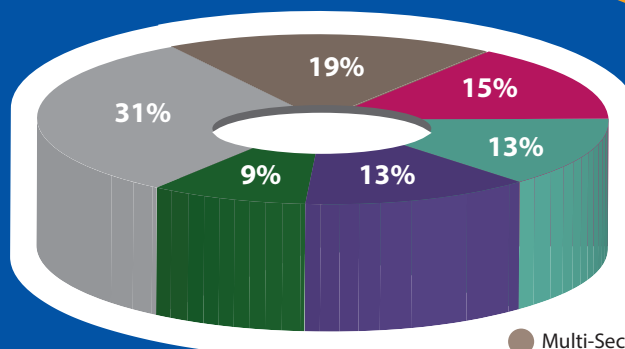
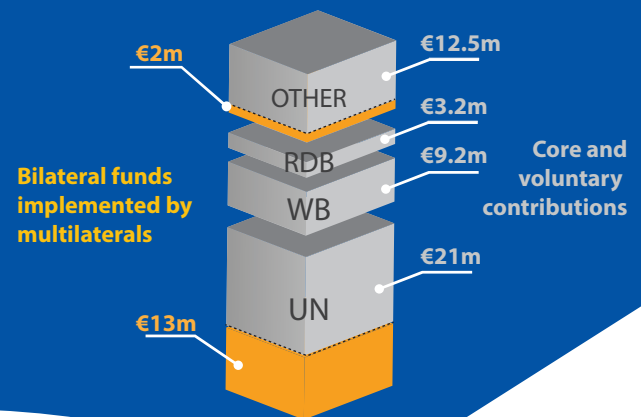




## Mauritania's partners in 2018\*



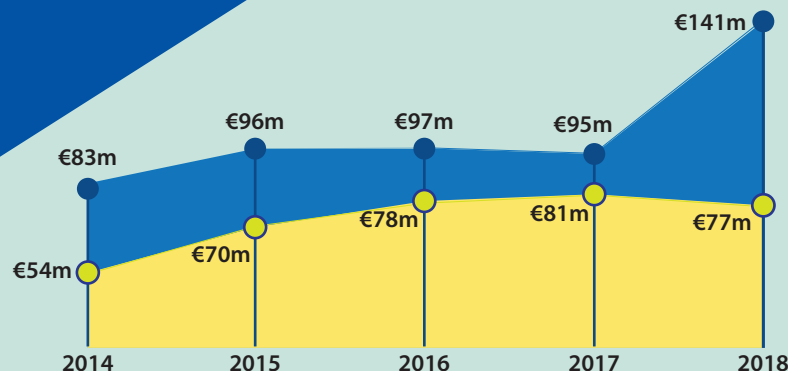
### EU/Member States funds through multilaterals



### The main sectors funded by the EU/Member States

- Multi-Sector / Cross-Cutting
- Transport & Storage
- Emergency Response
- Health
- Government & Civil Society
- Other

\*Based on ODA disbursements  
in the particular year.



### EU/Member States ODA trends 2014-2018 (€)

- EU / Member States
- All other DAC providers

#### For more information contact:

EEAS JOINT PROGRAMMING:  
joint-programming-support@eeas.europa.eu

EU AID EXPLORER:  
https://euaidexplorer.ec.europa.eu

DEVCO JOINT PROGRAMMING:  
devco-joint-programming-support@ec.europa.eu

NEAR JOINT PROGRAMMING  
NEAR-JOINT-PROGRAMMING@ec.europa.eu

#### Sources:

OECD DAC CRS  
IMF WEO 2018 Database

Exchange rate: \$1 = €0.8473  
(OECD exchange rate for 2018)

#### JOINT PROGRAMMING TRACKER:

<https://europa.eu/capacity4dev/joint-programming-tracker>

Note: EU/MS refers to the EU and its Member States together.

Differences between figures for total EU/MS ODA and ODA trends are due to use of different OECD data sources (with higher level of granularity in 2018).

RDBs = Regional Development Banks.





# Investing in Sustainable Development in Mauritania



**GDP €4.4bn ↑**

GDP per capita

€1,007 ↓ \*



**Population 4.40m ↑**

Poverty head count ratio at national poverty line 31%

Multidimensional poverty 50.6%

GINI index 32.6

**Human Development Index (UN)**

Index 0.53 ↑

Ranking (of 189 countries) 161



Lower Middle Income Country (*World Bank classification*)

Least Developed Country (*UN classification*)



**Trade figures (% of GDP)**

Imports of goods 49.7 ↑

Exports of goods 36.2 ↑

Imports of services 13.0 ↓

Exports of services 3.2 ↓

**Ease of doing business index**

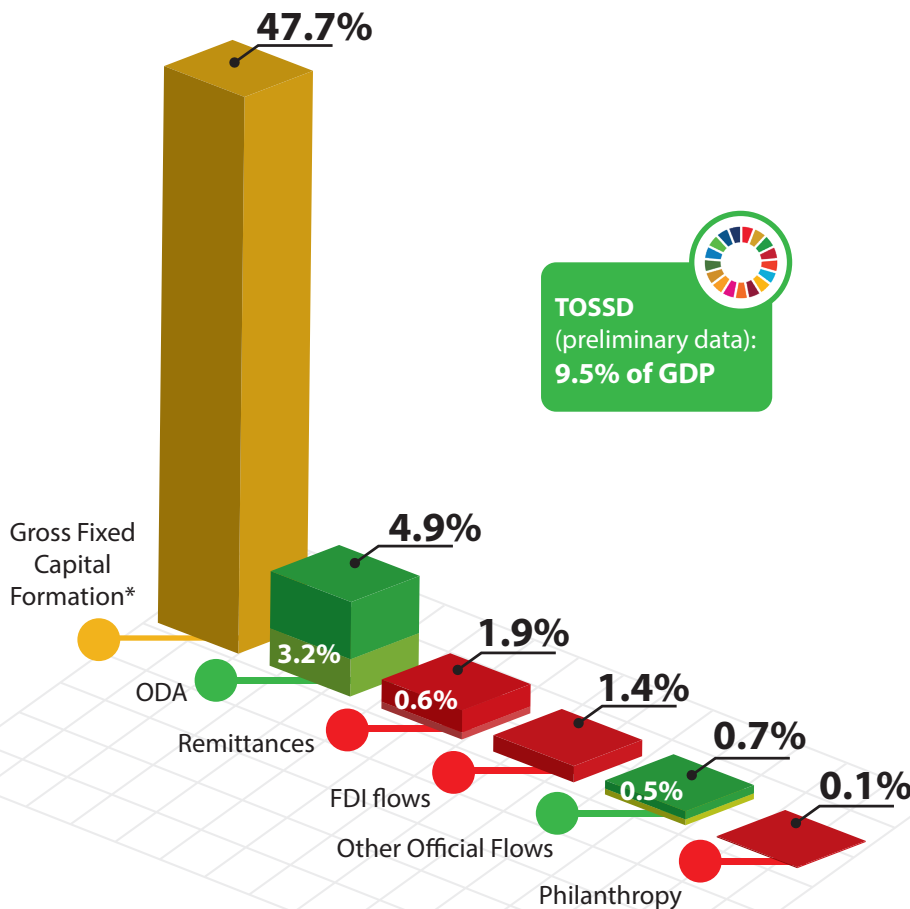
Index 51.1 ↑

Ranking (of 190 countries) 152



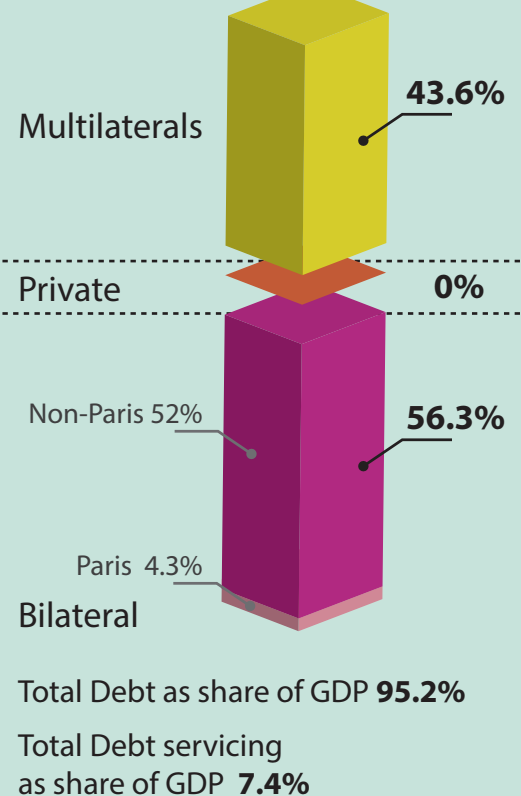
\* Compared to average of previous years

## Financing for Development as % share of GDP



## External debt stock

**€4.2bn**



**For more information contact:**

EuropeAid-FINANCING-FOR-SUSTAINABLE-DEVELOPMENT@ec.europa.eu

Exchange rate: \$1 = €0.8473  
(OECD exchange rate for 2018)

**Sources:**

OECD DAC CRS, World Bank WDI  
UNDP, EDGAR, JRC, World Bank  
Remittances database, Eurostat  
and IMF External Debt Statistics

Note: EU/MS refers to the EU and Member States together

For more information on TOSSD: [www.tossd.org](http://www.tossd.org)

\*Measure of total investment in the domestic economy (overlap with FDI possible)

Paris refers to debts to the Paris Club of creditors (22 countries)

