

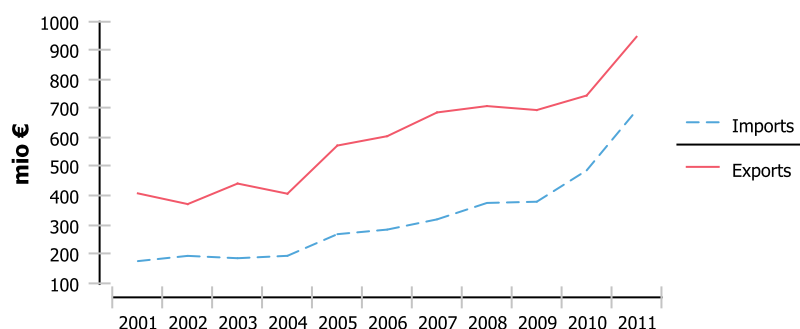


source : Worldbank 2011

Population in 1000p	84,734	in	2011		
GDP (current \$)	31,709	mio \$	in	2011	per capita: 374 \$
Debt (current \$)		mio \$	in	2011	per capita: \$
Foreign direct investment, net flow (current \$)	627	mio \$	in	2011	per capita: 7 \$
Aid (current \$)		mio \$	in	2011	per capita: \$

EU Trade in GOODS with Ethiopiasource : Comext 2011
(Statistical Regime 4)

eur27	2011	Exports:	948 mio €	Growth 2010 - 2011:	26.98%	per capita:	11 €
		Imports:	696 mio €	Growth 2010 - 2011:	42.04%	per capita:	8 €
		Trade Balance:	252 mio €				

*Participation in EU Trade*

Exports	Imports
0.1%	0.0%

Manufactured Products

Exports	Imports
91.0%	15.0%

Other products

Exports	Imports
1.0%	0.0%

Primary Products

Exports	Imports
8.0%	84.0%

Including : Agriculture

Exports	Imports
7.0%	84.0%

and Fuels and Mining

Exports	Imports
0.0%	0.0%

Main products imported in EU

- 57% : Coffee, tea, mat+ and spices
- 20% : Live trees and other plants; bulbs, roots and the like; cut f...
- 6% : Raw hides and skins (other than furskins) and leather
- 4% : Nuclear reactors, boilers, machinery and mechanical applia...
- 13% : Others

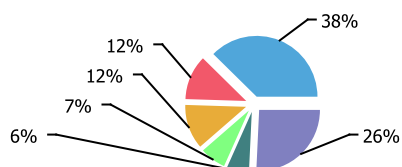
Main products exported from EU

- 29% : Nuclear reactors, boilers, machinery and mechanical applia...
- 18% : Pharmaceutical products
- 9% : Vehicles other than railway or tramway rolling-stock, and ...
- 7% : Electrical machinery and equipment and parts thereof; sou...
- 38% : Others

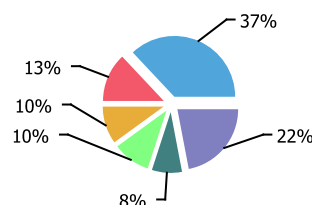
Ethiopia Trade in GOODS with the WORLD

source : IMF 2011

Ethiopia	Total Exports:	1,613 mio €	Growth 2010 - 2011:	19.64%	per capita:	19 €
	Total Imports:	7,051 mio €	Growth 2010 - 2011:	8.53%	per capita:	83 €
	Balance:	-5,438 mio €				

Main trade partners for exports

- 38% : EUR27
- 12% : China (People's Republic of)
- 12% : Countries and territories not determined
- 7% : Saudi Arabia
- 6% : United states of America
- 26% : Others

Main trade partners for imports

- 37% : Countries and territories not determined
- 13% : EUR27
- 10% : Saudi Arabia
- 10% : China (People's Republic of)
- 8% : United states of America
- 22% : Others

**HS4 main traded products imported into EU**source : Comext 2011
(Statistical Regime 4)

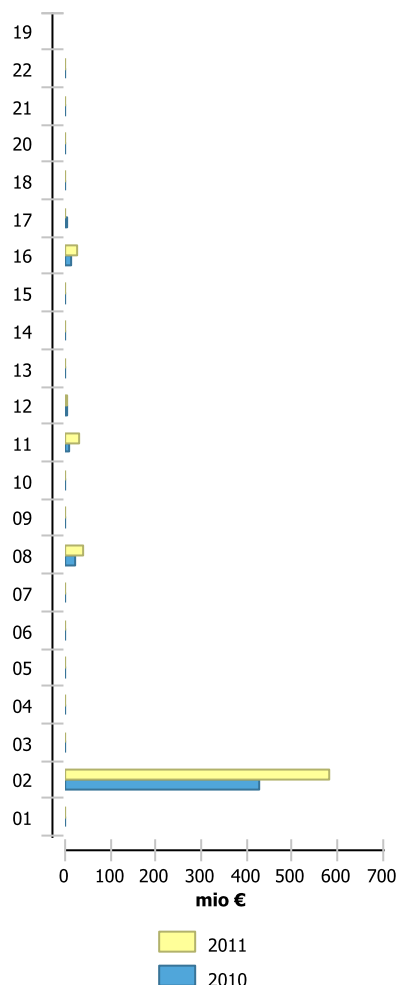
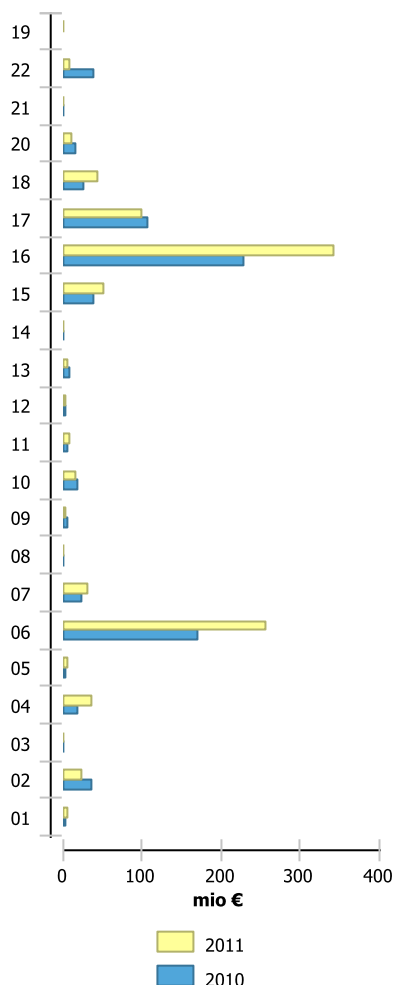
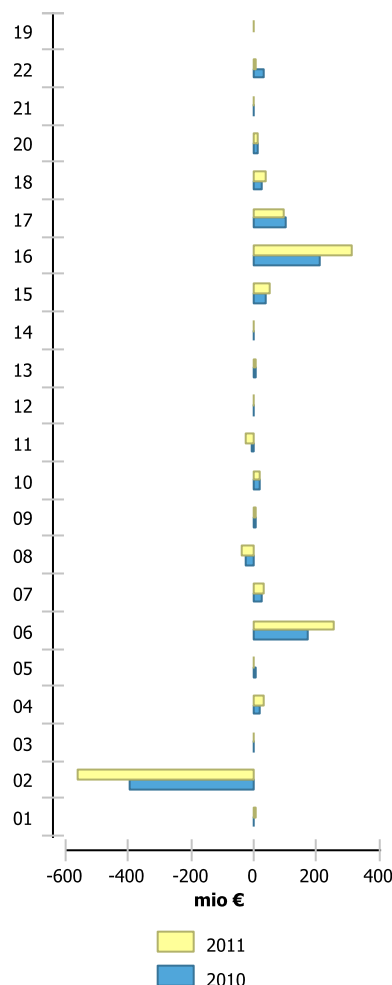
EU imports rs4	% total of country	cumul % of total imp	Value (1000 €)	Share of Extra-EU	Quantity (tons)
0901 Coffee, whether or not roasted or decaffeinated; coffee husks and skins; coffee substitutes containing coffee in any proportion	57.3%	57.3%	398,716	4%	104,682
0603 Cut flowers and flower buds of a kind suitable for bouquets or for ornamental purposes, fresh, dried, dyed, bleached, impregnated or otherwise...	18.2%	75.5%	126,377	13%	37,103
8411 Turbojets, turbopropellers and other gas turbines	3.2%	78.6%	21,967	0%	13
4105 Tanned or crust skins of sheep or lambs, without wool on, whether or not split (excl. further prepared)	2.5%	81.1%	17,100	14%	827
0602 Live plants incl. their roots, cuttings and slips; mushroom spawn (excl. bulbs, tubers, tuberous roots, corms, crowns and rhizomes, and chicor...	2.2%	83.3%	15,415	5%	1,084
0713 Dried leguminous vegetables, shelled, whether or not skinned or split	2.1%	85.4%	14,896	2%	25,830
4112 Leather further prepared after tanning or crusting 'incl. parchment-dressed leather', of sheep or lambs, without wool on, whether or not split...	1.6%	87.0%	10,920	11%	376
1005 Maize or corn	1.4%	88.4%	10,032	1%	45,209
6109 T-shirts, singlets and other vests, knitted or crocheted	1.3%	89.8%	9,329	0%	713
0708 Leguminous vegetables, shelled or unshelled, fresh or chilled	1.3%	91.0%	8,689	2%	3,140
6302 Bedlinen, table linen, toilet linen and kitchen linen of all types of textile materials (excl. floorcloths, polishing cloths, dishcloths and d...	1.1%	92.2%	7,896	0%	1,132
4106 Tanned or crust hides and skins of goats or kids, pigs, reptiles and other animals, without wool on, and leather of hairless animals, whether ...	0.9%	93.1%	6,388	4%	535
6104 Women's or girls' suits, ensembles, jackets, blazers, dresses, skirts, divided skirts, trousers, bib and brace overalls, breeches and shorts, ...	0.8%	93.9%	5,864	0%	389
Total Imports			695,950	0.04%	

HS4 main traded products exported from EUsource : Comext 2011
(Statistical Regime 4)

EU exports rs4	% total of country	cumul % of total imp	Value (1000 €)	Share of Extra-EU	Quantity (tons)
3004 Medicaments consisting of mixed or unmixed products for therapeutic or prophylactic uses, put up in measured doses 'incl. those in the form of...	13.1%	13.1%	124,101	0%	742
8411 Turbojets, turbopropellers and other gas turbines	5.8%	18.9%	54,761	0%	28
8704 Motor vehicles for the transport of goods, incl. chassis with engine and cab	3.9%	22.7%	36,921	0%	8,068
3002 Human blood; animal blood prepared for therapeutic, prophylactic or diagnostic uses; antisera and other blood fractions and modified immunolog...	3.0%	25.7%	28,131	0%	30
8474 Machinery for sorting, screening, separating, washing, crushing, grinding, mixing or kneading earth, stone, ores or other mineral substances, ...	2.5%	28.2%	23,634	0%	3,763
3105 Mineral or chemical fertilisers containing two or three of the fertilising elements nitrogen, phosphorus and potassium; other fertilisers (exc...	2.4%	30.6%	22,592	2%	49,101
8438 Machinery, not specified or included elsewhere in this chapter, for the industrial preparation or manufacture of food or drink (other than mac...	1.9%	32.5%	17,698	0%	1,352
8422 Dishwashing machines; machinery for cleaning or drying bottles or other containers; machinery for filling, closing, sealing or labelling bottl...	1.7%	34.2%	16,225	0%	603
7308 Structures and parts of structures 'e.g., bridges and bridge-sections, lock-gates, towers, lattice masts, roofs, roofing frameworks, doors and...	1.7%	35.8%	15,937	0%	9,069
3006 Pharmaceutical preparations and products of subheadings 3006.10.10 to 3006.60.90	1.6%	37.4%	15,003	0%	64
3302 Mixtures of odoriferous substances and mixtures, incl. alcoholic solutions, based on one or more of these substances, of a kind used as raw ma...	1.5%	39.0%	14,615	0%	770
8429 Self-propelled bulldozers, angledozers, graders, levellers, scrapers, mechanical shovels, excavators, shovel loaders, tamping machines and roa...	1.5%	40.4%	13,815	0%	2,855
8431 Parts suitable for use solely or principally with the machinery of heading 8425 to 8430, n.e.s.	1.3%	41.7%	12,387	0%	1,619
Total Exports			948,438	0.06%	

EU - Ethiopia
2010 - 2011 Trade By TDC section

source : Comext 2011
(Statistical Regime 4)

Imports into EU

Exports from EU

Balance


- 01 Live animals; animal products
- 02 Vegetable products
- 03 Animal or vegetable fats and oils and their cleavage products; prepared edible fats; animal or vegetable waxes
- 04 Prepared foodstuffs; beverages, spirits and vinegar; tobacco and manufactured tobacco substitutes
- 05 Mineral products
- 06 Products of the chemical or allied industries
- 07 Plastics and articles thereof; rubber and articles thereof
- 08 Raw hides and skins, leather, furskins and articles thereof; saddlery and harness; travel goods, handbags and similar containers; articles of animal gut (other than silkworm gut)
- 09 Wood and articles of wood; wood charcoal; cork and articles of cork; manufactures of straw, of esparto or of other plaiting materials; basketware and wickerwork
- 10 Pulp of wood or of other fibrous cellulosic material; recovered (waste and scrap) paper or paperboard; paper and paperboard and articles thereof
- 11 Textiles and textile articles

- 12 Crops and parts thereof; prepared feathers and articles made therewith; artificial flowers; articles of human hair
- 13 Articles of stone, plaster, cement, asbestos, mica or similar materials; ceramic products; glass and glassware
- 14 Precious stones, precious metals, metals clad with precious metal, and articles thereof; imitation jewellery; coin
- 15 Base metals and articles of base metal
- 16 Machinery and mechanical appliances; electrical equipment; parts thereof; sound recorders and reproducers, television image and sound recorders and reproducers, and parts and accessories of such articles
- 17 Vehicles, aircraft, vessels and associated transport equipment
- 18 Optical, photographic, cinematographic, measuring, checking, precision, medical or surgical instruments and apparatus; clocks and watches; musical instruments; parts and accessories thereof
- 19 Arms and ammunition; parts and accessories thereof
- 20 Miscellaneous manufactured articles
- 21 Works of art, collectors' pieces and antiques
- 22 Not classified

**Breakdown of trade by Member States**

source : Comext 2011
(Statistical Regime 4)

MS Imports	Value (1000 €)	EU Share
Germany	244,247	35.10%
Belgium	133,084	19.12%
Italy	85,958	12.35%
United Kingdom	54,893	7.89%
Netherlands	52,932	7.61%
France	51,861	7.45%
Sweden	35,557	5.11%
Finland	8,944	1.29%
Spain	8,269	1.19%
Greece	4,907	0.71%
Czech Republic	3,610	0.52%
Romania	3,229	0.46%
Poland	1,866	0.27%
Bulgaria	1,603	0.23%
Denmark	1,200	0.17%
Slovakia	1,120	0.16%
Portugal	586	0.08%
Austria	549	0.08%
Slovenia	418	0.06%
Hungary	331	0.05%
Ireland	247	0.04%
Estonia	239	0.03%
Lithuania	159	0.02%
Cyprus	139	0.02%
Malta	1	0.00%
Luxembourg	0	0.00%

MS Exports	Value (1000 €)	EU Share
Italy	203,478	21.45%
France	141,520	14.92%
Belgium	128,746	13.57%
United Kingdom	123,683	13.04%
Germany	121,714	12.83%
Netherlands	51,728	5.45%
Spain	39,566	4.17%
Lithuania	22,288	2.35%
Sweden	20,368	2.15%
Ireland	16,351	1.72%
Bulgaria	13,850	1.46%
Austria	12,089	1.27%
Denmark	11,089	1.17%
Finland	6,102	0.64%
Greece	5,758	0.61%
Czech Republic	4,363	0.46%
Hungary	4,211	0.44%
Estonia	4,107	0.43%
Cyprus	3,730	0.39%
Slovakia	3,224	0.34%
Portugal	2,656	0.28%
Slovenia	2,481	0.26%
Poland	2,238	0.24%
Luxembourg	2,182	0.23%
Romania	747	0.08%
Latvia	166	0.02%
Malta	1	0.00%