

Biodiversity and ecosystems II: landscapes and seascapes

16 October 2018

Introduction: Land

Bernard Crabbé
DEVCO C.2



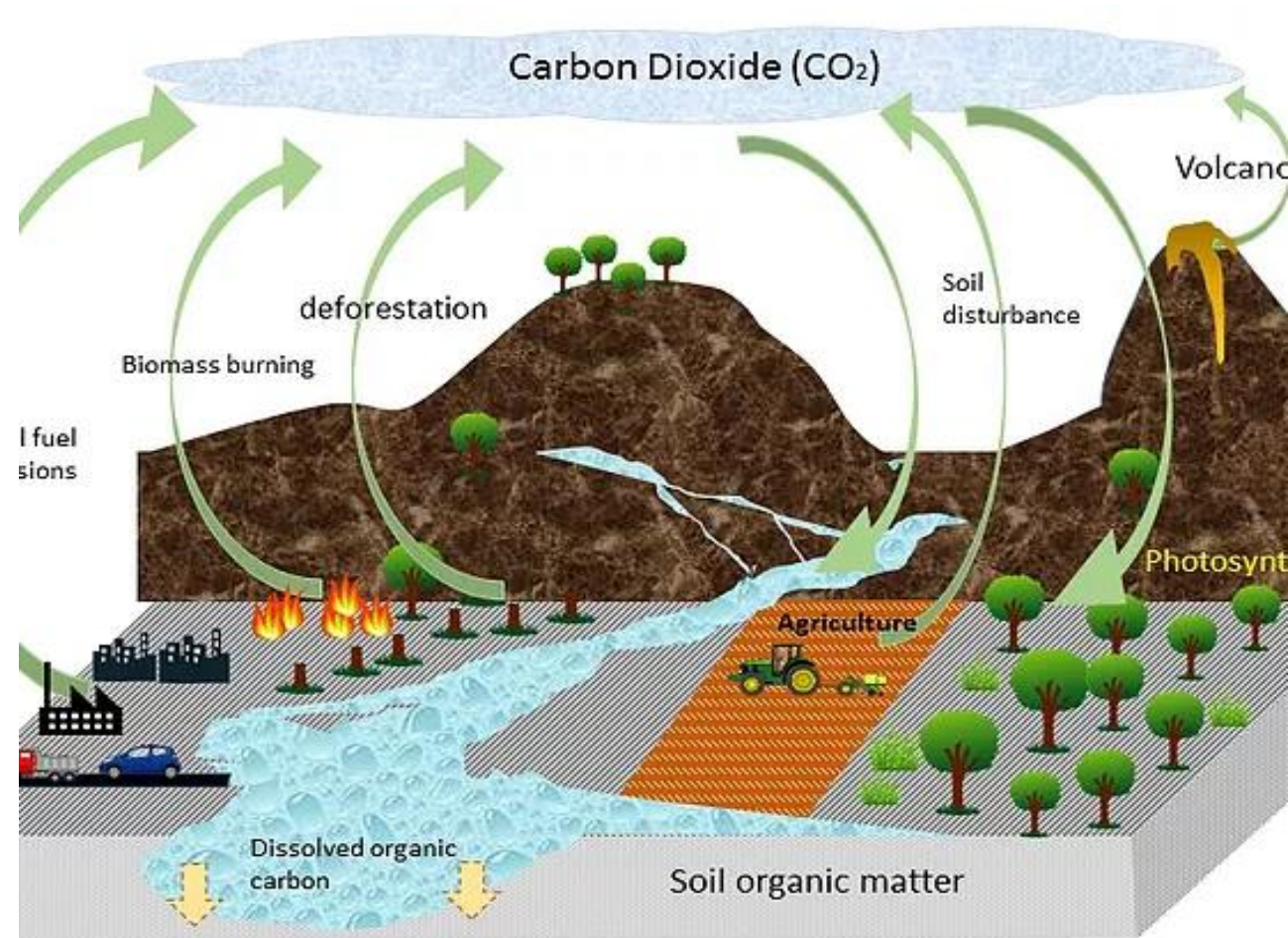
Land is Central to the 2030 Agenda

Target 15.3:
By 2030, combat desertification, restore degraded land and soil, including land affected by desertification, drought and floods, and strive to achieve a land degradation-neutral world

“Successfully addressing the SDGs requires halting and reversing land degradation” IPBES

Central to climate action

- Agriculture, forestry and other land use = second largest source of GHG emissions (> 24 %)
- Land at the heart of NDCs of 157 countries, including 94 % of SS African countries
- Carbon capture and storage on land as a key element to achieve zero net GHG emissions (Bioenergy with carbon capture and storage)
- Sustainable land management essential to ensure resilience to climate change





A finite resource under pressure and competing demands

- Growing demand for food, feed, fiber, fuel, meat
- Mining, urbanization
- + Climate change mitigation
- + Need to preserve biodiversity and ecosystem services

Often to detriment of female and male smallholders , and of stability

→ Less than one quarter of the Earth's land surface remains free from substantial human impacts; expected to drop to less than 10 % by 2050

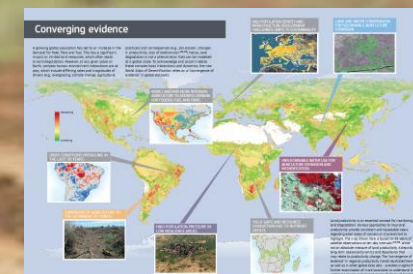


Land degradation (IPBES, 2018)

- A worsening problem
- That negatively impacts the well-being of 3.2 billion people,
- Loss of about 10% of annual GDP through lost ecosystem services

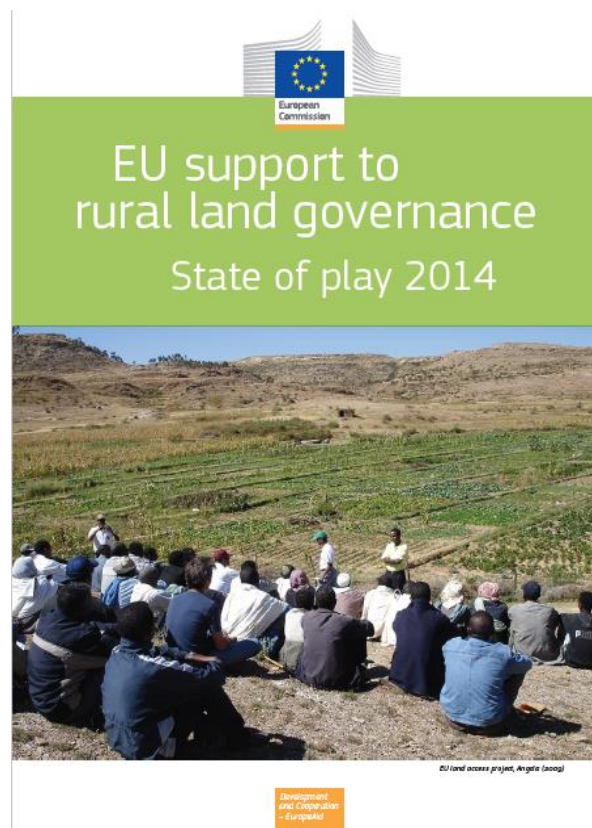
→ The demands we place on land increase and its capacity to satisfy them is progressively and persistently weakened

EU action on land



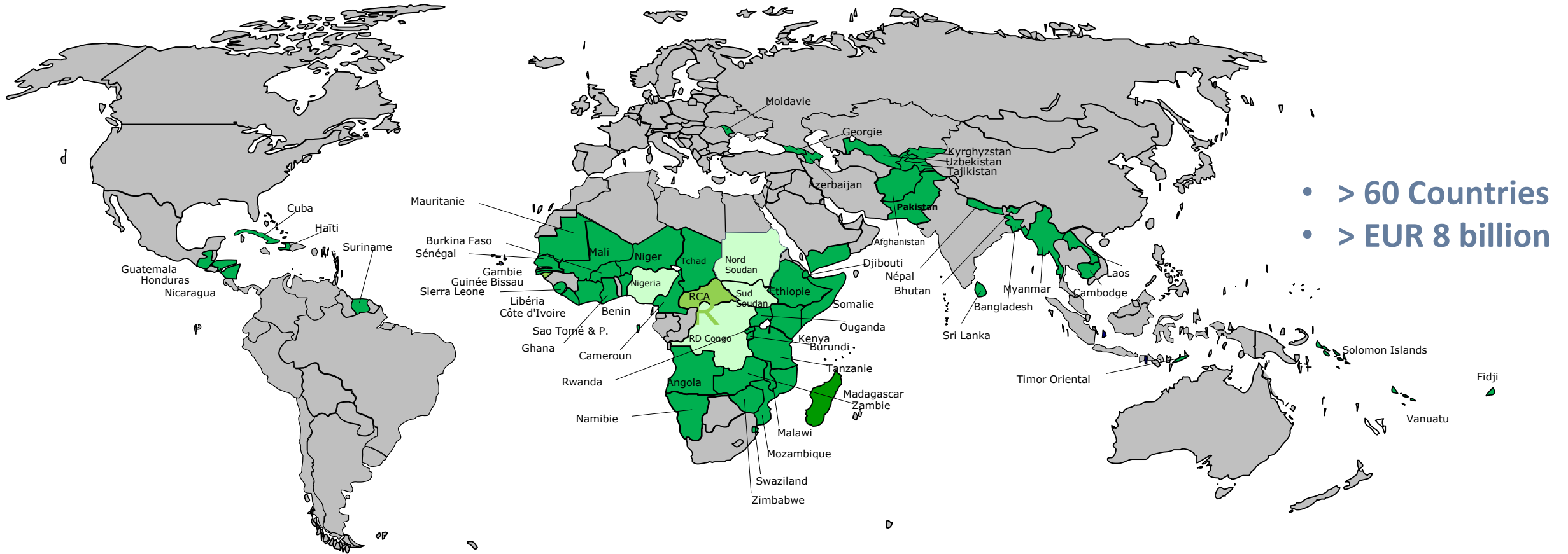


EU action on land



**EU global action
on sustainable
land management**

Food Security –sustainable agriculture as focal sector (2014-2020)



Looking forward

- More systematic attention to **sustainable land management**
 - Promoting integrated **landscape approaches**
 - Combining **different land uses and objectives** on a given territory or landscape
- A **joint call to EU delegations** combining conservation and sustainable use of terrestrial ecosystems, sustainable agriculture and food security and climate action (GPGC AAP 2019-2020 C2 – C1-C6).





Thank you!



EU Support to Responsible Land Governance – State of Play 2018



EU Delegation to Angola / Danilo Barbano

DEVCO Unit C1
Rural Development, Food Security and
Nutrition



Greenhouse Gas Emissions by Economic Sectors

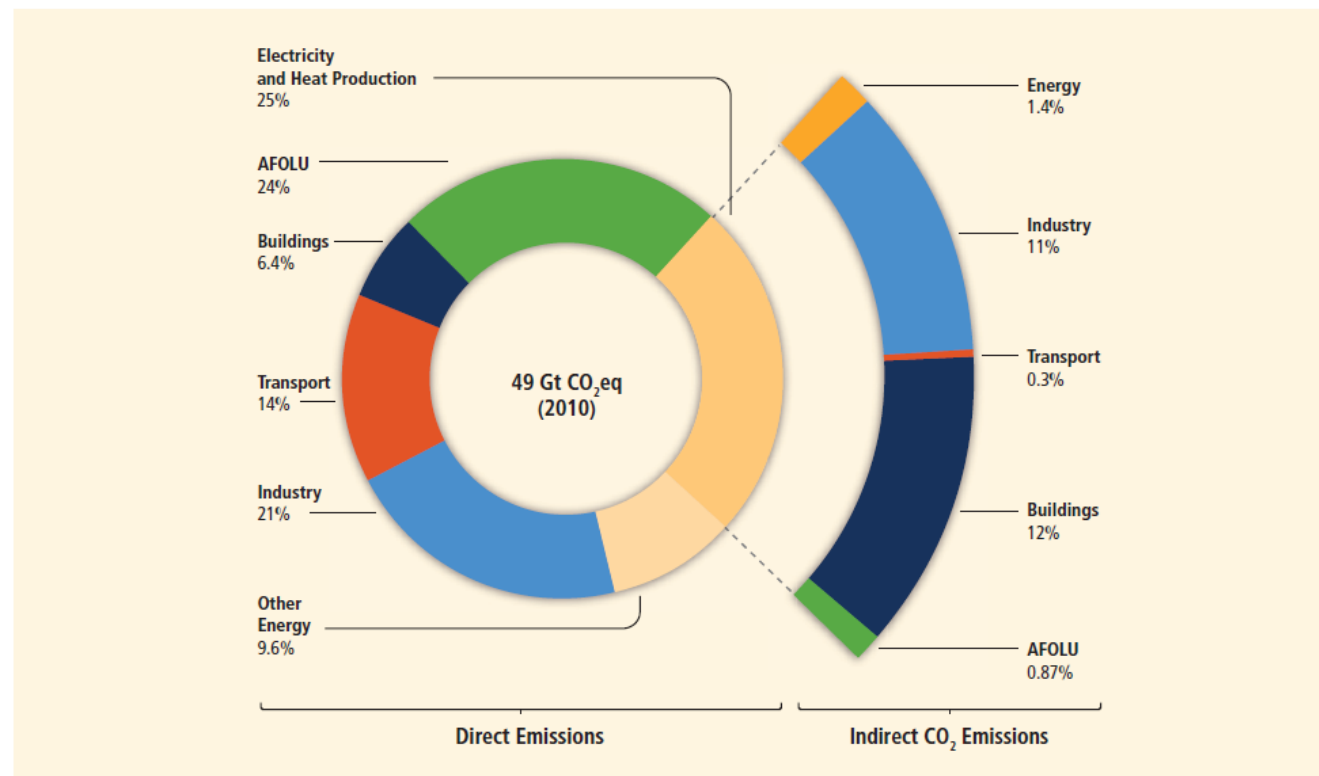
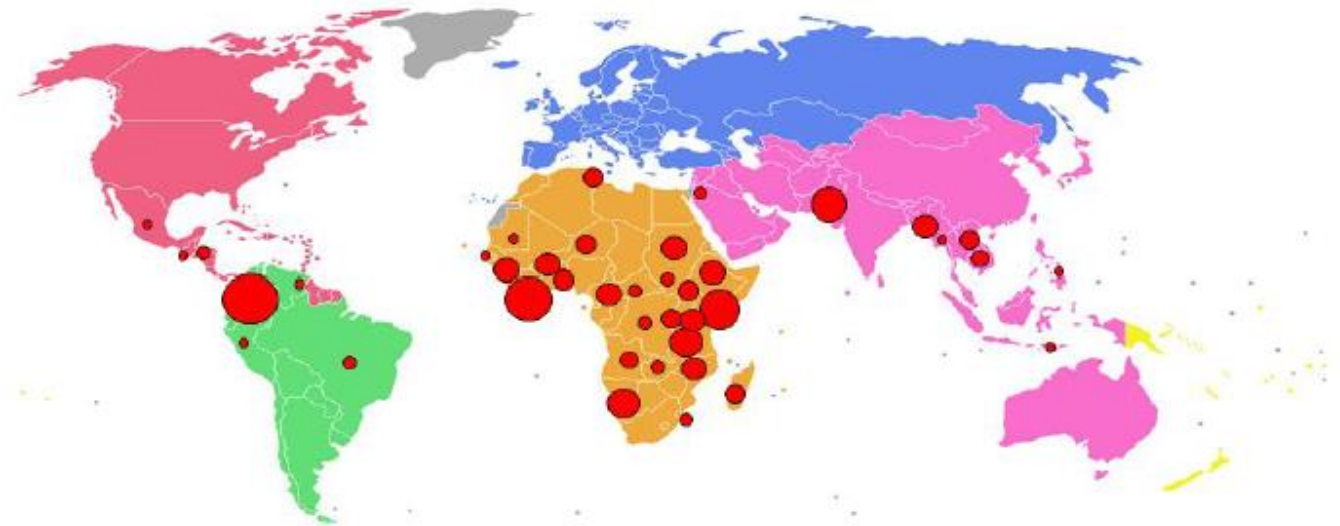


Figure SPM.2 | Total anthropogenic GHG emissions (GtCO₂eq/yr) by economic sectors. Inner circle shows direct GHG emission shares (in % of total anthropogenic GHG emissions) of five economic sectors in 2010. Pull-out shows how indirect CO₂ emission shares (in % of total anthropogenic GHG emissions) from electricity and heat production are attributed to sectors of final energy use. 'Other Energy' refers to all GHG emission sources in the energy sector as defined in Annex II other than electricity and heat production [A.II.9.1]. The emissions data from Agriculture, Forestry and Other Land Use (AFOLU) includes land-based CO₂ emissions from forest fires, peat fires and peat decay that approximate to net CO₂ flux from the Forestry and Other Land Use (FOLU) sub-sector as described in Chapter 11 of this report. Emissions are converted into CO₂-equivalents based on GWP₁₀₀⁶ from the IPCC Second Assessment Report. Sector definitions are provided in Annex II.9. [Figure 1.3a, Figure TS.3 a/b]



EU action on land

MAPPING EU SUPPORT TO LAND



Red bullets: Countries with active EU-funded land governance projects