

Support to Quality Monitoring Systems and Methodologies of Projects and Programmes of External Assistance financed by the European Commission

Project Identification No.
EuropeAid/127731/C/SER/Multi

Service Contract No.
EVA/219719

DRAFT

Analysis of Council of Europe monitoring reports

Reporting Date: August 2010



This project is funded by
the European Union



A project implemented by
GFA Consulting Group GmbH / IDOM

**Support to Quality Monitoring
Systems and
Methodologies of
Projects and Programmes
of External Assistance**

Financed by the European Commission
(SQ2M Project)

EUROPEAID/127731/C/SER/Multi



DRAFT

Analysis of Council of Europe monitoring reports

Reporting Date: August 2010

Authors: Francesco Badioli (TL)
Jorge Vivar-Mariscal (SE)
Lucile Petitpierre (JE)

Disclaimer

**The content of this publication is the sole responsibility
of GFA and IDOM and can in no way be taken
to reflect the views of the European Union**

Your contact
persons
with GFA
Consulting Group
are:

Inge Gaerke (Backstopper)
Constanze Schaaff (Backstopper)
GFA Consulting Group GmbH
Eulenkrogstraße 82
22359 Hamburg
Germany

Telephone: 0049-40-60306-170

Telefax: 0049-40-60306-179

E-mail: inge.gaerke@gfa-group.de

E-mail: constanze.schaaff@gfa-group.de

TABLE OF CONTENTS

1. EXECUTIVE SUMMARY	6
2. OVERVIEW OF PORTFOLIOS	9
2.1 OVERVIEW OF PROJECTS PORTFOLIO	9
2.2 OVERVIEW OF MONITORED PROJECTS	11
2.3 OVERVIEW OF MRS.....	13
2.3.1 <i>Coverage</i>	13
2.3.2 <i>Repartition by countries</i>	14
3. PERFORMANCE ANALYSIS	15
3.1 GLOBAL ANALYSIS	15
3.2 SECTORAL ANALYSIS	18
3.3 BUDGET ANALYSIS.....	19
4. RATINGS ANALYSIS	21
4.1 GLOBAL ANALYSIS	21
4.2 SUB-CRITERIA ANALYSIS.....	23
4.2.1 <i>Relevance/quality of design</i>	23
4.2.2 <i>Efficiency of implementation to date</i>	25
4.2.3 <i>Effectiveness to date</i>	26
4.2.4 <i>Impact to date</i>	27
4.2.5 <i>Potential sustainability</i>	28
ANNEX A – LIST OF COE CONTRACTS	30
ANNEX B – LIST OF COE’S MRS.....	37

LIST OF FIGURES

Figure 1.	Number of contracts by year until 2000.....	9
Figure 2.	Distribution of projects by countries.....	10
Figure 3.	Repartition by performance for all projects	16
Figure 4.	Distribution of performance for Governance and Human rights	19
Figure 5.	Repartition of performance by investment	20
Figure 6.	Repartition of rating by criteria for all projects	21

LIST OF TABLES

Table 1.	Distribution of resources	10
Table 2.	Distribution of the portfolio by sector until 2000	11
Table 3.	Distribution of budget	11
Table 4.	Sectoral distribution of MR	11
Table 5.	Sectoral Comparison of monitored projects	12
Table 6.	Sectoral Comparison of monitored projects in term of investment	12
Table 7.	Regional Distribution of projects and investment	12
Table 8.	Repartition of MRs	13
Table 9.	Coverage in term of monitoring reports and projects by type of projects	13
Table 10.	Coverage in term of investment by type of projects	13
Table 11.	Repartition of national MRs by countries	14
Table 12.	Repartition of regional MRs by countries	14
Table 13.	Performance categories	15
Table 14.	Overview by performance for all projects	15
Table 15.	Overview by performance for national MRs	17
Table 16.	Overview by performance for regional MRs	17
Table 17.	Performance for Governance and Human rights	18
Table 18.	Performance by investment	19
Table 19.	Rating by criteria for all projects	21
Table 20.	Rating by criteria for national projects	22
Table 21.	Rating by criteria for regional projects	22
Table 22.	Relevance for projects between 2006-2010	23
Table 23.	Efficiency for projects 2006-2010	25
Table 24.	Effectiveness for projects 2006-2010	26
Table 25.	Impact for projects 2006-2010	27
Table 26.	Sustainability for projects 2006-2010	28

LIST OF ABBREVIATIONS

AML	Anti-Money Laundering
BCS	Background conclusion sheet
CARDS	Community Assistance for Reconstruction, Development and Stabilisation
CoE	Council of Europe
CRIS	Common RELEX Information System
CTF	Counter-Terrorism Financing
DAC	Development Assistance Committee
EC	European Commission
IPA	Instrument of Pre-Accession Assistance
MoJ	Ministry of Justice
MR	Monitoring report
N/A	Non available
Nat C	National component
QSG	Quality Support Group
PIA	Project Implementation Arrangements
Re-M	Re-monitoring
ROM	Result-Oriented Monitoring
TA	Technical Assistance
TACIS	Technical Assistance to the Commonwealth of Independent States
TC	Technical cooperation
ToR	Term of reference

1. EXECUTIVE SUMMARY

- From 1995 to 2010, European Commission (EC) funded **118 projects managed in cooperation with the Council of Europe (CoE) for a total planned amount of 102,5M€**. In this portfolio, **70% of projects are national**, as implemented in one single country, and **30% regional**, that is with activities covering more than one country. In terms of countries, the distribution shows a certain concentration with 13 projects in Russian Federation and 10 in Ukraine. These 2 countries represent a quarter of all implemented projects in the period. In term of resources, a similar concentration appears with Ukraine representing 20.6% of planned investment and Russian Federation and Moldova representing each around 12%. In term of sectoral distribution, the portfolio is mainly composed of projects in the sector of governance (57.61% of projects covering 60.06% of investment). Projects in human rights sector concern 27.17% of the portfolio and 26.85% of investment. The “other” regroupes the remaining activities.
- Out the **overall project portfolio** mentioned before, **37 projects have been monitored** from 2003 to 2010 for a **total amount of 163 monitoring reports (MR)**. 27 are national projects and 10 are regional one. In average, there are 4 MRs per monitored project, with exceptional cases of 13, 24 and 26 MRs for 3 regional projects. The average is by no means larger than the overall average of ROM: this can interpreted as a special interest for CoE projects from the EuropeAid management. The 37 projects monitored represent a total investment of 66.9 M€: in term of amount of projects, the monitored projects cover 40.22% of the full portfolio, in term of investment, the monitored projects cover 71.80% of the portfolio. The projects whose budget is over 1 M€ represent 67.57% of the project portfolio and 85.5% of the total investment. If we compare these percentage to the distribution of the overall portfolio until 2000, 43.40% of projects in governance have been monitored, which represent 88.05% of investment in this sector. However, only 8 projects on Human rights have been monitored on the 25 of the portfolio. These projects only represent 37.74% of the Human rights portfolio, stressing a large difference in the sector distribution of monitored projects and the general one.
- In term of **zone benefitting from the action**, the two countries where more projects have been monitored are Ukraine (8 projects) and Moldova (4 projects), while projects in Russia, which cover 14.13% of projects portfolio and 12.94% of investment portfolio, only represent 8.11% of monitored projects for 9.64% of investments. The overall distribution shows, for national projects, 27 MR, 30 for re-monitoring (re-M) and 2 ex-post monitoring and for regional projects and programmes 10 Mr, 9 re-monitoring and 85 national components (Nat C). It is again remarkable the large interest for regional projects and the amount of monitoring reports on the national components: while in the overall portfolio regional projects are one third of the projects with around one third of the budget, in terms of monitored projects they are 64.42%.
- In terms of **overall performance**, the aggregation of the 163's MRs shows than in average 76% of reports claims activities are performing in “good” manner, very close to the overall average of ROM analysis throughout all activities. An in-depth analysis through the sub-category II shows that 38% of monitored activities are close to very good performance. A split of MRs between national and regional projects and programmes shows that in average national

projects are performing better with around 80% of good performance and 6.78% of projects performing very well. Regional projects are performing well for 70% of them and 23.08% encountered some problems. 3 projects are not performing and there is no project with very good performance. This can be explained by the fact that large regional projects are always more difficult to implement and the aggregate results of each programme depends on the performance of each national component. A specific analysis of the best performing projects and the worst performing ones shows that the positive features are the full support of Governments, the quality of project design and the presence of a committed team of local officers, while the problematic features are the uncertain local political environment, the sometime over ambitious objectives coupled with not fully developed risk analysis, the lack of sufficient commitment from local authorities (especially when anti-corruption projects are concerned).

- In term of **sectoral analysis**, the two main sectors represented (governance and human rights) are on average both “good performers”. However certain points can be stressed: while the average performance of governance is higher than in human rights, there is a larger variance of performance, with one “very good” and the four “very bad” projects, 25 projects of the governance sector have been qualified as “performing with problems” (it corresponds to 21.37% of monitored projects in this sector), while the percentage is only 12% for Human rights. This distribution shows that in general, if the largest part of projects in Governance is performing pretty well, the distribution from very good to not performing projects is more extended than for human right projects, where mostly 90% of projects are in the category II.
- In term of **budget**, 2 categories have been created: projects with budget inferior or equal to 1M€, and superior to 1M€. It appears that the largest part of monitored projects are large projects over 1M€ (129 reports). Projects superior to 1M€ seem to be performing pretty well with 41.09% of project under category II a and 2 projects performing very well. However, the 4 projects under category “not performing, major difficulties” are also large projects and 25 projects (19.38% of the same category) are performing with problems. Projects under 1M€ are more distributed in the “good performance” category with a repartition of around 25% for each sub-category and 2 projects are also performing very well.
- In term of **present level of relevance**, 71.74% of projects are considered as good and 13.77% as very good stressing the large relevance of projects managed by CoE. However, 31.16% of projects have difficulties in term of intervention logic, meaning that even the project is relevant, it doesn’t always follow a fully credible logic of intervention. The main attributes for high relevance are based on coherence with the priorities of the country, large participation of stakeholders. Project clearly in line with the national objectives, close relationships established with these multiple stakeholders, beneficiary deeply involved in the project design and planning stages.
- As far as **efficiency** concerns, 70% of monitored projects are considered as “good” while around 30% are considered with “problems”. The most common issues in this case are: difficulties with the local implementation counterparts, long time lost for mobilization of the team, insufficient management experience of the local team. On the contrary good efficiency is related to effective management and coordination by the Implementing organisation, the stability and commitment of the staff and members of the Steering Group.

- In term of **effectiveness**, 65% of projects are considered as able to achieve the planned results. The main reason given are: full access to the results for project partner institutions and key beneficiaries, project mainly demand-driven, continued strengthening in terms of building its capacities. In term of achieving the likelihood of the Project Purpose, around 70% of projects are under category good performers and 20% dealing with problems. The good performers show: close co-operation with different stakeholders at central and regional levels, good capacity to adapt to the local circumstances supporting the expectation of both sides. The ones performing with problems show mostly the common issue related to the lack of a real project purpose defined. Out of the 4 projects with serious problems under this sub-category, 3 have been improved during their implementation moving from a “D” to a “B” in long term.
- The **impact** of an ongoing project is always complicated to analyse as the project is still not closed. In general, the global impact of monitored projects has been considered as “good” for more than 70% of them. Around 20% encountered some problems and one some important difficulties, related to the extremely difficult political environment (Kosovo). Good performers show in general growing status of the counterpart, recognised lead role of counterpart in the countering activities, increasing capacity of the counterpart to support other stakeholders that have not had the benefits of support from EU projects.
- The **potential sustainability** stresses the likelihood of a continuation in the stream of benefits produced by the project after the period of external support has ended. In term of financial and economic viability, it appears that in average, 60% of projects are considered as “good” when 40% are considered to encountered “problems”. This percentage of projects facing problems is quite important and stresses the general difficulty for most of projects and programmes to develop a good “exit strategy” allowing a continuum of the activities after the end of the project. 3 projects have serious problems. 2 are related to programmes with a national component in Kosovo and one is a project in Albania. The main reasons given of the weak financial and economic viability are: no financial phase out strategy, no intention to pursue the project purpose, no additional funds allocated for the continuation of the project. The projects showing good viability report that resources from the key counterpart are available, policy of the Government consistent with the project’s tasks, project environment favourable for project implementation. In term of level of ownership by target groups, a large part, 71.74% of projects are considered as “good”. For the projects performing with important problems, they are not embedded at all in the local structures. The very good performances of the best projects are related to: project aims at strengthening the institutional capacity of all stakeholders and at contributing to the institutional development, project design and the implementation tools presuppose the increase of the operational capacity of the counterparts, training component directly aimed at capacity building and at improving the human resource development.

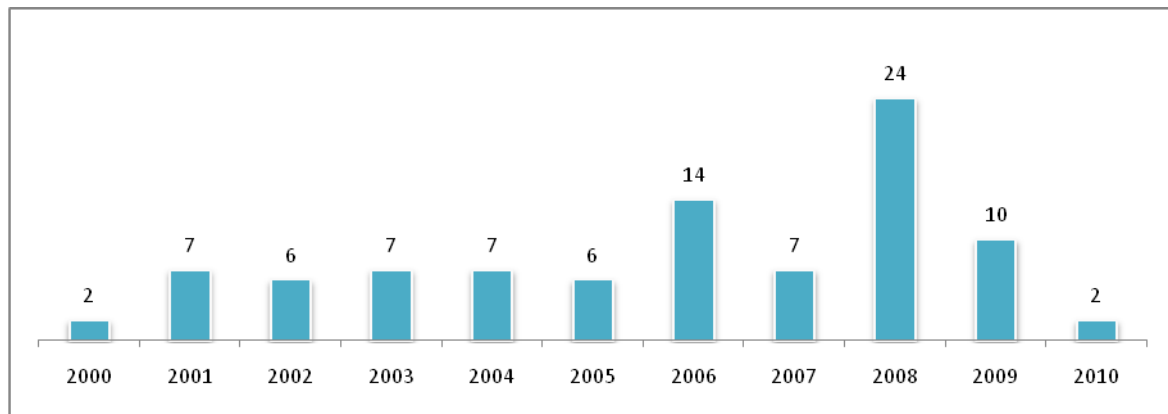
2. OVERVIEW OF PORTFOLIOS

2.1 Overview of projects portfolio

From 1995 to 2010¹, European Commission (EC) funded 118 projects managed in cooperation with the Council of Europe (CoE) for a total planned amount of 102,5M€².

For our analysis, we will only consider the contracts made after 2000 as before this year ROM modality was not present. Thus, the portfolio is reduced to 92 projects for a total amount planned of 93.17 M€. Out of these 92 projects, around 50% are closed (46 projects) and 50% are still ongoing (46 projects).

Figure 1. Number of contracts by year until 2000



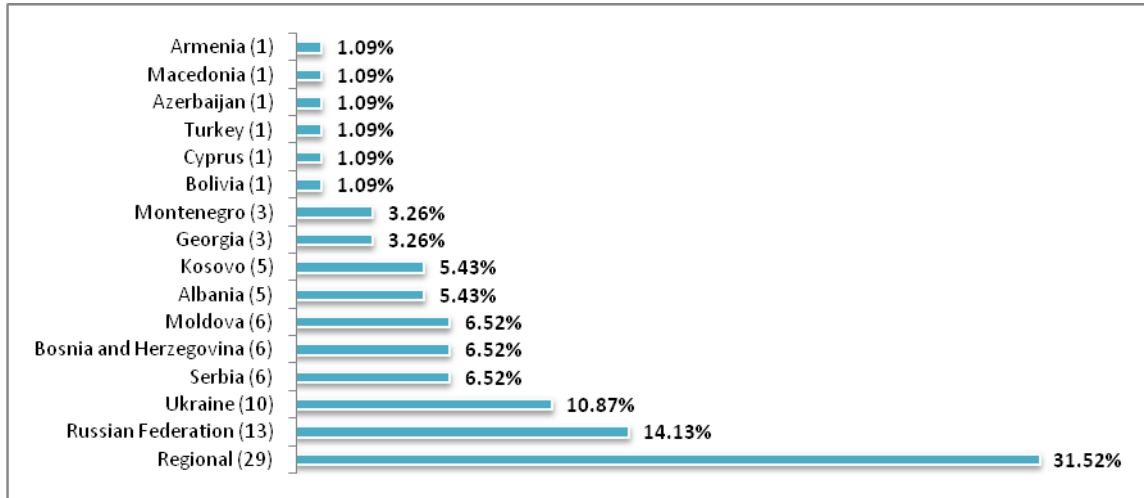
In this portfolio, 70% of projects are national, as implemented in one single country, and 30% regional, that is with activities covering more than one country.

In terms of countries, the distribution (Figure 2) shows a certain concentration with 13 projects in Russian Federation and 10 in Ukraine. These 2 countries represent a quarter of all implemented projects in the period.

¹ The list of contracts and monitoring reports have been extracted from CRIS (EC database) the 14th July 2010 and does not take into account the contracts or reports that could have been uploaded after this date.

² The full list of contracts is available in Annex A.

Figure 2. Distribution of projects by countries



In term of resources, a similar concentration appears with Ukraine representing 20.6% of planned investment and Russian Federation and Moldova representing each around 12%. It can be noted that Serbia, which represents around 6.5% of projects implemented (6 projects), is only linked to 2.88% of resources.

Table 1. Distribution of resources

Region of intervention	Planned amount (M€)	Percentage
Regional	27.64	29.67%
Ukraine	19.23	20.64%
Russian Federation	12.06	12.94%
Moldova	11.24	12.07%
Kosovo	4.81	5.16%
Albania	4.51	4.84%
Armenia	3.96	4.25%
Bosnia and Herzegovina	2.84	3.05%
Serbia	2.68	2.88%
Georgia	1.37	1.47%
Azerbaijan	1.25	1.34%
Cyprus	0.60	0.64%
Turkey	0.40	0.43%
Montenegro	0.28	0.30%
Bolivia	0.27	0.29%
Macedonia	0.02	0.02%
Grand Total	93.17	100.00%

In term of sectoral distribution, the portfolio is mainly composed of projects in the sector of governance (57.61% of projects covering 60.06% of investment). Projects in human rights sector concern 27.17% of the portfolio and 26.85% of investment. The “other” regroups the remaining activities.

Table 2. *Distribution of the portfolio by sector until 2000*

Sector	Number	Investment
GOVERNANCE	53 (57.61%)	55,957,580 (60.06%)
HUMAN RIGHTS	25 (27.17%)	25,013,689 (26.85%)
OTHER	14 (15.22%)	12,198,336 (13.09%)
Grand Total	92 (100.00%)	93,169,605.81 (100.00%)

2.2 Overview of Monitored projects

Out the overall project portfolio mentioned before, 37 projects have been monitored from 2003 to 2010 for a total amount of 163 monitoring reports (MR)³. 27 are national projects and 10 are regional one.

In average, there is 4 MR per monitored projects with exceptional cases of 13, 24 and 26 MRs for 3 regional projects. This can be explained by the fact that they are dealing in average with 7 national components and have been monitored 2 or 3 times.

The 37 projects monitored represent a total investment of 66.9 M€. The projects whose budget is over 1 M€ represent 67.57% of the project portfolio and 85.5% of the total investment.

Table 3. *Distribution of budget*

Budget	Number	Investment
≤ 1M€	12 (32.43%)	9,699,631 (14.5%)
> 1M€	25 (67.53%)	57,197,449 (85.5%)
Grand Total	37 (100%)	66,897,080 (100%)

In term of **sectoral distribution**, the monitored projects have been implemented in two main sectors: the governance (62.16% of projects and 73.65% of investments) and human rights (21.62% of projects and 14.11% of investments). The “other” regroups the remaining activities.

Table 4. *Sectoral distribution of MR*

Sector	Number	Investment
GOVERNANCE	23 (62.16%)	49,272,703 (73.65%)
HUMAN RIGHTS	08 (21.62%)	9,440,000 (14.11%)
OTHER	06 (16.22%)	8,184,377 (12.23%)
Grand Total	37 (100.00%)	66,897,080 (100.00%)

³ Each project can be monitored several times and sometime regional projects have several component monitored. The full list of projects is available in Annex B

If we compare these percentage to the distribution of the overall portfolio until 2000, 43.40% of projects in governance have been monitored, which represent 88.05% of investment in this sector. However, only 8 projects on Human rights have been monitored on the 25 of the portfolio. These projects only represent 37.74% of the Human rights portfolio, stressing a large difference in the sector distribution of monitored projects and the general one.

Table 5. Sectoral Comparison of monitored projects

Sector	Number of projects	Number of monitored projects	% of projects monitored
GOVERNANCE	53	23	43.40%
HUMAN RIGHTS	25	08	32.00%
OTHER	14	06	42.86%
Grand Total	92	37	40.22%

Table 6. Sectoral Comparison of monitored projects in term of investment

Sector	Investment for the portfolio	Investment for monitored projects	% of investment monitored
GOVERNANCE	55,957,580	49,272,703	88.05%
HUMAN RIGHTS	25,013,689	9,440,000	37.74%
OTHER	12,198,336	8,184,377	67.09%
Grand Total	93,169,605.81	66,897,080	71.80%

In term of **zone benefitting from the action**, the two countries where more projects have been monitored are Ukraine (8 projects) and Moldova (4 projects). In term of investment, Ukraine and Moldova stay the main receiver countries with around 19.18M€ of investment and Moldova arrived in second position with an investment of 7.65M€.

A difference can be stressed between monitored projects distribution and overall country distribution. Russia is less represented in monitored portfolio. Indeed, projects in Russia, which cover 14.13% of projects portfolio and 12.94% of investment portfolio, only represent 8.11% of monitored projects for 9.64% of investments.

Table 7. Regional Distribution of projects and investment

Countries / Region	Number	% Projects	Investment	% Investment
Armenia	1	2.70%	4,000,000	5.98%
Azerbaijan	1	2.70%	1,400,000	2.09%
Bosnia and Herzegovina	1	2.70%	500,111	0.75%
Georgia	1	2.70%	1,000,000	1.49%
Serbia	2	5.41%	2,144,589	3.21%
Albania	3	8.11%	3,700,000	5.53%
Kosovo	3	8.11%	4,494,931	6.72%
Russia	3	8.11%	6,450,000	9.64%
Moldova	4	10.81%	7,650,266	11.44%
Ukraine	8	21.62%	19,180,000	28.67%
Regional	10	27.03%	16,377,183	24.48%
Total	37	100.00%	66,897,080	100.00%

2.3 Overview of MRs

The following analysis is done on the 163 MR related to CoE projects. The overall distribution shows, for national projects, 27 MR, 30 for re-monitoring (re-M) and 2 ex-post monitoring and for regional projects and programmes 10 Mr, 9 re-monitoring and 85 national components (Nat C).

Table 8. *Repartition of MRs*

Row Labels	National	Regional	Grand Total
Ex-Post	2	0	2
MR	27	10	37
Nat C	n/a	85	85
Re-M	30	9	39
Grand Total	59	104	163

It is again remarkable the large interest for regional projects and the amount of monitoring reports on the national components: while in the overall portfolio regional projects are one third of the projects with around one third of the budget, in terms of monitored projects they are 64.42%.

Table 9. *Coverage in term of monitoring reports and projects by type of projects*

Type of projects	Number of projects	Number of monitoring reports
National	63 (68.48%)	58 (35.58%)
Regional	29 (31.52%)	105 (64.42%)
Grand Total	92 (100%)	163 (100%)

Table 10. *Coverage in term of investment by type of projects*

Type of projects	Investment for the portfolio	Investment for monitored projects
National	65,528,752.85 (70.33%)	47,236,511.99 (75.37%)
Regional	27,640,852.96 (29.67%)	15,434,896.66 (24.63%)
Grand Total	93,169,605.81 (100%)	66,897,080 (100%)

2.3.1 Coverage

An analysis of the number of project monitored and the investment linked in term of the overall portfolio of CoE projects (from 2000 to 2010) shows that:

- in term of project, the monitored projects cover 40.22% of the portfolio of project
- in term of investment, the monitored projects cover 71.80% of the portfolio.

Thus, the coverage of monitored project is relatively important, especially in term of invested amount, which allowed considering that the analysis of the performance of monitored project should be a good proxy of the general performance of projects implemented by CoE.

Number of projects	Projects monitored	%
92	37	40.22%
Planned amount at contract level (€)	Investment in term of project monitored (€)	%
93,169,606	66,897,080	71.80%

2.3.2 Repartition by countries

In term of countries, the most national projects monitored have been in Ukraine and Moldova with respectively 24 and 11 times and the most regional project monitored have been in Community Assistance for Reconstruction, Development and Stabilisation (CARDS) region (9 MRs).

Table 11. *Repartition of national MRs by countries*

Countries	MR	Re-M	Ex-Post	National Total
Albania	3	3	0	6
Armenia	1	0	0	1
Azerbaijan	1	0	0	1
Bosnia and Herzegovina	1	3	0	4
Georgia	1	0	0	1
Kosovo	3	0	0	3
Moldova	4	6	1	11
Russia	3	3	0	6
Serbia	2	0	0	2
Ukraine	8	15	1	24
Grand Total	27	30	2	59

Table 12. *Repartition of regional MRs by countries*

Regions /Countries	MR	Re-M	Nat C	Regional Total
Cards Region	4	5		9
Region IPA instrument	1	3		4
Region Neighbourhood	3			3
Tacis ⁴ Region	1	1		2
Albania			8	8
Armenia			3	3
Azerbaijan			5	5
Bosnia and Herzegovina			9	9
Croatia			11	11
Georgia			5	5

⁴ Technical Assistance to the Commonwealth of Independent States

Regions /Countries	MR	Re-M	Nat C	Regional Total
Moldova			2	2
Montenegro			8	8
Russia			1	1
Serbia			10	10
Turkey			2	2
Ukraine	1		3	4
Macedonia			10	10
Kosovo			8	8
Grand Total	10	9	85	104

3. PERFORMANCE ANALYSIS

3.1 Global analysis

The performance analysis is based on the definition of EC. Each monitored projects is evaluated under the 5 DAC criteria: relevance, effectiveness, efficiency, sustainability and impact with a notation between A to D. The performance category is an aggregation of these notes in order to provide an overview of the overall performance of each project.

Table 13. *Performance categories*

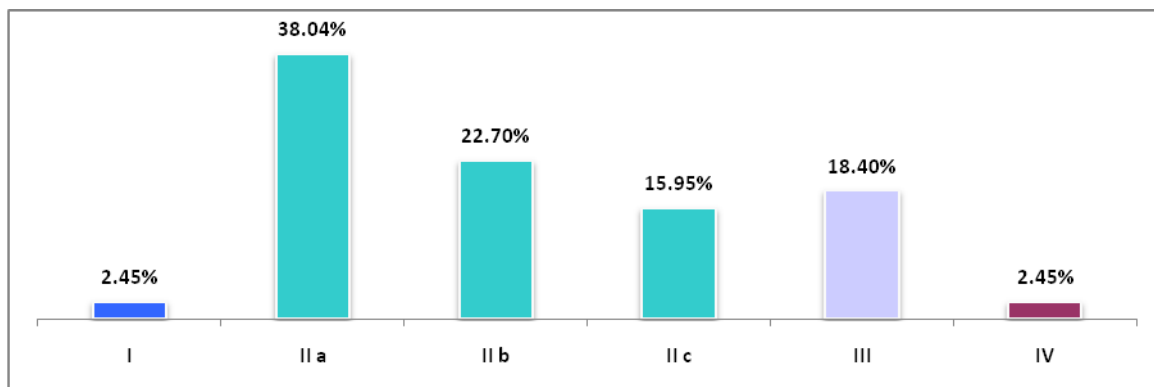
Category	Subcategory		Definition
I		Very good performance	At least three "a", no "c", no "d"
II	II a	Good performance	No "c", no "d"
	II b		Maximum of one "c", no "d"
	II c		Maximum of two "c", no "d"
III		Performing with problems	At least three "c", no "d"
IV		Not performing, major difficulties	At least one "d"

As an overall, the aggregation of the 163's MRs shows than in average; 76% of reports claims activities are performing in "good" manner. An in-depth analysis though the sub-category II shows that 38% of monitored activities are close to very good performance.

Table 14. *Overview by performance for all projects*

Category for ALL MRs	Category	Number	Percentage
I Very good performance	I	4	2.45%
II Good performance	II a	62	38.04%
	II b	37	22.70%
	II c	26	15.95%
III Performing with problems	III	30	18.40%
IV Not performing, major difficulties	IV	4	2.45%
	Grand Total	163	100.00%

Figure 3. Repartition by performance for all projects



It should be stressed that 4 MRs identify activities with very good performance and 4 declare activities with not performing well or with major difficulties. Box 1 and 2 presents the main conclusions relating to two “very good” and “not performing” projects.

Box 1. Example of very good performing project

Project Title: Project Against Money Laundering and Terrorist

Primary commitment (EC funding): 3,000,000 €

Dates: 01/01/2007 - 01/06/2010

Main Conclusions:

“The success of this project is partly ensured by the following prevailing factors:

- *the Partner Government gives high priority to this project thus making a high level of sustainability likely;*
- *the project objectives meet well the needs of the counterpart (Rosfin monitoring);*
- *the counterpart has support from the Government for ensuring that project recommendations will be reflected in the necessary policy and legislation documents in order to fight money laundering (as proved the previous project);*
- *the project team has appropriate access to the required management level of the counterpart;*
- *the project is consistent with the key-objectives of the EU and of other international agencies.*

The design, encompassing approximation of legislation, extensive training programmes/development of curricula and support to the international training-methodological centre (TC), as well as study tours to countries with advanced AML/CTF systems, is inherently capable to yield a successful project.”

Box 2. Example of not performing, major difficulties project

Project Title: Support to Good Governance: Project against Corruption in Ukraine.

Primary commitment (EC funding): 1,500,000 €

Dates: 08/06/2006- 09/06/2009

Main Conclusions:

“In spite of the flexibility of the overall design and relevance of the measures included for the

anticorruption efforts, the project has faced problems for its implementation. The uncertain political situation that has continued since summer 2006, the open political crisis that followed the suspension of the Ukrainian Parliament and the new election called for 30 September 2007 have prevented the fulfilment of the following 'far-reaching' assumptions specified in the project documentation: elaboration of the strategy and action plan in line with the major reforms and their timely adoption; establishment of a structure for monitoring, coordination and management of the anti-corruption strategy and action plan; effective cooperation is established under this project with the Ukrainian authorities.

In such situation there is an urgent need to reconsider further the rationale of this ambitious project and to establish a clear framework of preconditions for its continuation. There is a possibility that MoJ could refuse any further support in drafting of legislation. A Steering Group meeting should be organised promptly to consider the status of the politically sensitive activities/results and to define the work programme for the period of political uncertainty and for the overall project duration. Such approach can minimise the risk of an ineffective use of the project resources. The agreed changes to the project scope should be supported by clear commitments from the project partners."

A split of MRs between national and regional projects and programmes shows that in average national projects are performing better with around 80% of good performance and 6.78% of projects performing very well.

Regional projects are performing well for 70% of them and 23.08% encountered some problems. 3 projects are not performing and there is no project with very good performance.

This can be explain by the fact that large regional projects are always more difficult to implement and the aggregate results of each programmes depends of the performance of each national component.

Table 15. Overview by performance for national MRs

Category for NATIONAL MRs	Category	Number	Percentage
I Very good performance	I	4	6.78%
II Good performance	II a	24	40.68%
	II b	14	23.73%
	II c	10	16.95%
III Performing with problems	III	6	10.17%
IV Not performing, major difficulties	IV	1	1.69%
	Grand Total	59	100.00%

Table 16. Overview by performance for regional MRs

Category for REGIONAL MRs	Category	Number	Percentage
I Very good performance	I	0	0.00%
II Good performance	II a	38	36.54%
	II b	23	22.12%
	II c	16	15.38%
III Performing with problems	III	24	23.08%
IV Not performing, major difficulties	IV	3	2.88%
	Grand Total	104	100.00%

3.2 Sectoral Analysis

In term of sectoral analysis, a quick look to the main sectors represented (governance and human rights) shows that on average they are both “good performers”. However certain points can be stressed:

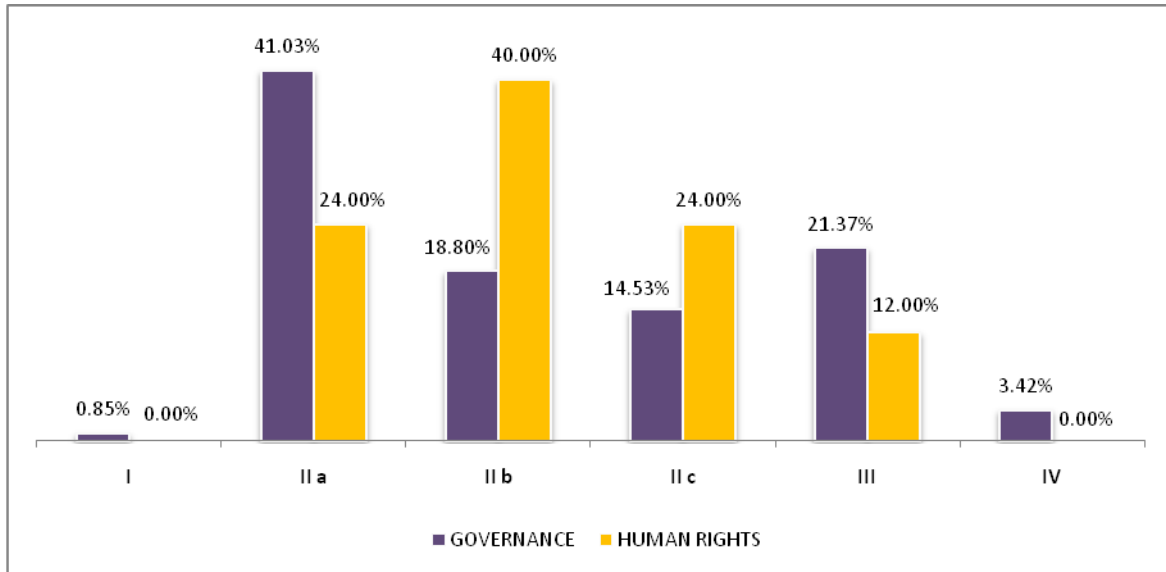
- The average performance of governance is higher than in human rights with 41.03% in category II for the first compare to 40% of category II b for the second.
- One “very good” and the four “very bad” projects are related to the governance sector
- 25 projects of the governance sector have been qualified as “performing with problems”; it corresponds to 21.37% of monitored projects in this sector. The percentage is only 12% for Human right.

This distribution shows that in general, if a large part of projects in Governance is performing pretty well, the distribution from very good to not performing projects is more extended than for human right projects, where mostly 90% of projects are in the category II.

Table 17. *Performance for Governance and Human rights*

Category	Category	Governance		Human rights	
		Number	Percentage	Number	Percentage
I Very good performance	I	1	0.85%	0	0.00%
II Good performance	II a	48	41.03%	6	24.00%
	II b	22	18.80%	10	40.00%
	II c	17	14.53%	6	24.00%
III Performing with problems	III	25	21.37%	3	12.00%
IV Not performing, major difficulties	IV	4	3.42%	0	0.00%
	Grand Total	117	100.00%	25	100.00%

Figure 4. *Distribution of performance for Governance and Human rights*



3.3 Budget Analysis

In order to have a distribution by budget category (investment by projects), 2 categories have been created: projects with budget inferior or equal to 1M€, and superior to 1M€. It appears that the largest part of monitored projects are large projects over 1M€ (129 reports).

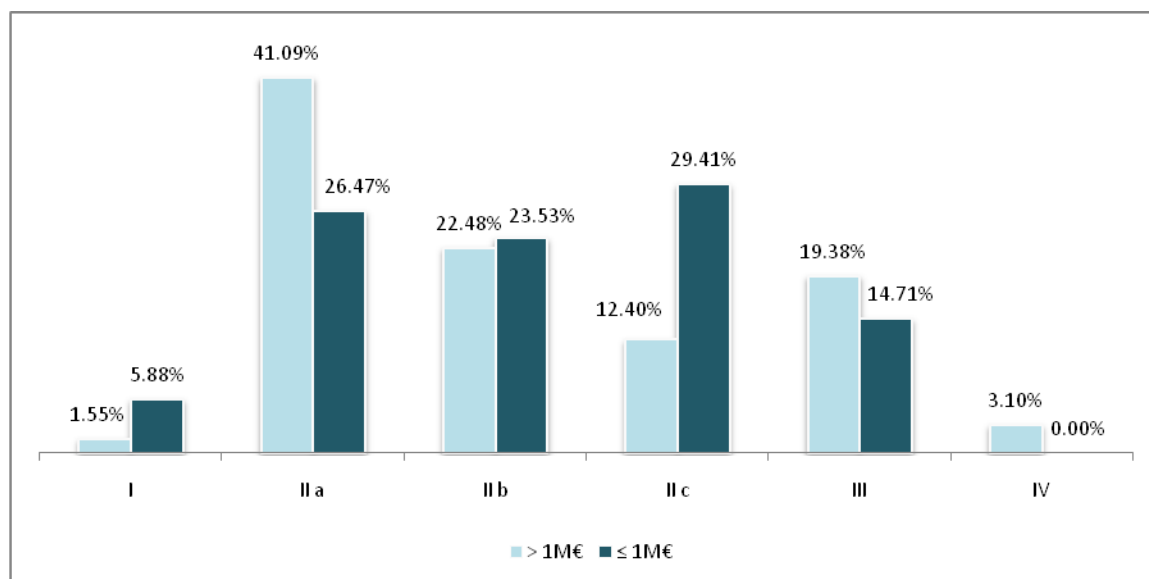
Projects superior to 1M€ seem to performing pretty well with 41.09% of project under category II a and 2 projects performing very well. However, the 4 projects under category “not performing, major difficulties” are also large projects and 25 projects (19.38% of the category) are performing with problems.

Projects under 1M€ are more distributed in the “good performance” category with a repartition of around 25% for each sub-category. 2 projects are also performing very well.

Table 18. *Performance by investment*

Category	Category	≤ 1M€		> 1 M€	
		Nb	%	Nb	%
I Very good performance	I	2	5.88%	2	1.55%
II Good performance	II a	9	26.47%	53	41.09%
	II b	8	23.53%	29	22.48%
	II c	10	29.41%	16	12.40%
III Performing with problems	III	5	14.71%	25	19.38%
IV Not performing, major difficulties	IV	0	0.00%	4	3.10%
	Grand Total	34	100.00%	129	100.00%

Figure 5. Repartition of performance by investment



4. RATINGS ANALYSIS

4.1 Global analysis

Each monitored project is evaluated through a notation system of each DAC criteria. 4 different notes can be given:

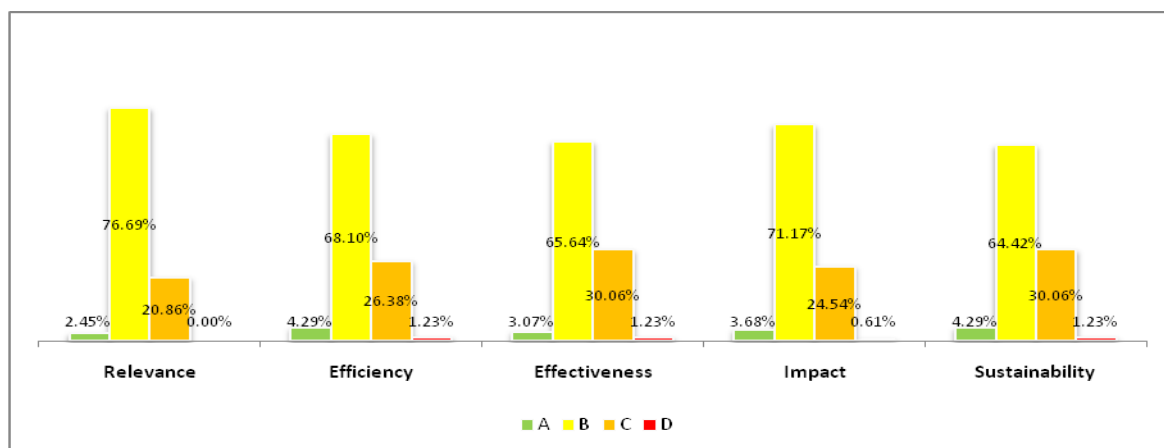
- A = very good;
- B = good;
- C = problems;
- D = serious deficiencies

The majority of reports are under category B whatever the criteria taken into account. An in-depth look by criteria shows that the relevance of project as never serious deficiencies and is for the largest part, 71.17%, considered as good. As an opposite, 30.06% of projects are considered with problems in term of effectiveness and potential sustainability.

Table 19. Rating by criteria for all projects

Criteria for all monitored projects	A	B	C	D	Total
Relevance/quality of design	(4) 2.45%	(125) 76.69%	(34) 20.86%	(0) 0.00%	(163) 100%
Efficiency of implementation to date	(7) 4.29%	(111) 68.10%	(43) 26.38%	(2) 1.23%	(163) 100%
Effectiveness to date	(5) 3.07%	(107) 65.64%	(49) 30.06%	(2) 1.23%	(163) 100%
Impact to date	(6) 3.68%	(116) 71.17%	(40) 24.54%	(1) 0.61%	(163) 100%
Potential sustainability	(7) 4.29%	(105) 64.42%	(49) 30.06%	(2) 1.23%	(163) 100%

Figure 6. Repartition of rating by criteria for all projects



If we only look at national projects, there is no serious deficiencies whatever the criteria taken into account and the large majority of projects are performing well (around 65 to 75% depends on the criteria).

Table 20. Rating by criteria for national projects

Criteria for NATIONAL monitored projects	A	B	C	D	Total
Relevance/quality of design	(4) 6.78%	(44) 74.58%	(11) 18.64%	(0) 0.00%	(59) 100%
Efficiency of implementation to date	(7) 11.86%	(38) 64.41%	(13) 22.03%	(1) 1.69%	(59) 100%
Effectiveness to date	(5) 8.47%	(39) 66.10%	(15) 25.42%	(0) 0.00%	(59) 100%
Impact to date	(6) 10.17%	(45) 76.27%	(8) 13.56%	(0) 0.00%	(59) 100%
Potential sustainability	(7) 11.86%	(41) 69.49%	(11) 18.64%	(0) 0.00%	(59) 100%

At regional level, there is not projects performing very well, whatever the criteria but there is serious deficiencies for 2 of them in term of effectiveness and potential sustainability and for one of them in term of efficiency and impact. In general, 70% of projects are performing well and 30% with problems.

Table 21. Rating by criteria for regional projects

Criteria for REGIONAL monitored projects	A	B	C	D	Total
Relevance/quality of design	(0) 0.00%	(81) 77.88%	(23) 22.12%	(0) 0.00%	(104) 100%
Efficiency of implementation to date	(0) 0.00%	(73) 70.19%	(30) 28.85%	(1) 0.96%	(104) 100%
Effectiveness to date	(0) 0.00%	(68) 65.38%	(34) 32.69%	(2) 1.92%	(104) 100%
Impact to date	(0) 0.00%	(71) 68.27%	(32) 30.77%	(1) 0.96%	(104) 100%
Potential sustainability	(0) 0.00%	(64) 61.54%	(38) 36.54%	(2) 1.92%	(104) 100%

4.2 Sub-criteria analysis

For each DAC criteria, a series of sub-criteria have been defined to attempt the final notation.

It should be stressed that these sub-criteria have been evaluated during the last years. As a result, only projects after 2006 will be analysed in order to have the same sub-criteria, which conduct to a new portfolio of 138 monitoring reports.

4.2.1 Relevance/quality of design

Table 22. *Relevance for projects between 2006-2010*

Relevance and quality of design	A	B	C	D	Total
BCS 1.1 - What is the present level of relevance of the project?	(19) 13.77%	(99) 71.74%	(19) 13.77%	(1) 0.72%	(138) 100.00%
BCS 1.2 - As presently designed, is the intervention logic holding true?	(0) 0.00%	(95) 68.84%	(43) 31.16%	(0) 0.00%	(138) 100.00%
BCS 1.3 - Is the current design sufficiently supported by all stakeholders?	(2) 3.08%	(51) 78.46%	(10) 15.38%	(2) 3.08%	(65) 100.00%
BCS 1.4 - Is the current design sufficiently taking cross-cutting issues into account?	(3) 4.62%	(58) 89.23%	(3) 4.62%	(1) 1.54%	(65) 100.00%

In term of **present level of relevance**, 71.74% of projects are considered as good and 13.77% as very good stressing the large relevance of projects managed by CoE. However, 31.16% of projects have difficulties in term of intervention logic, meaning that even the project is relevant, it doesn't always follow a fully credible logic of intervention.

The reasons given for **the very good level of relevance** of the 19 concerned projects are⁵:

- In line with the priorities of the country
- High priority for eventual co-operation with the country.
- Large participation of stakeholders
- Main areas for the project intervention correspond to the specific objectives
- Term of Reference (ToR) contained clear and detailed description of the activities, outputs and the required input.
- Workplan adjusted to reflect additional needs of the beneficiaries.
- Project Purpose and Overall Objective in harmony with Government policies in the relevant sector, as well as with EC cooperation strategies in the concerned field.
- Close relationships established with these multiple stakeholders ensuring that their needs were taken into account and were appropriately covered by the design.

⁵ Extracted from the BSC of Monitoring reports: MR-040521.01 - MR-040521.02 - MR-040569.04 - MR-101822.14 - MR-101822.15 - MR-101822.16 - MR-101822.20 - MR-101822.22 - MR-101822.24 - MR-101822.26 - MR-108440.18 - MR-108440.19 - MR-108440.24 - MR-120660.01 - MR-122620.02 - MR-125060.01 - MR-125121.01 - MR-131260.01 - MR-132320.01

The project with **serious problem in term of relevance** is related to the “Regional Programme for Social Security Coordination and Social Security Reforms in South East Europe” in Kosovo. One of the main reasons given is that *“the project comes to offer advanced services, at a moment where Kosovo needs more basic assistance.”*⁶

The **quality of design** of CoE projects is well supported by all stakeholders (78.46%).

It can be note that 2 projects are both very good in term of **current design sufficiently supported by all stakeholders** for the following reasons⁷:

- Project clearly in line with the national objectives
- Relevance of the Project has not changed over time
- Close relationships established with these multiple stakeholders
- Beneficiary deeply involved in the project design and planning stages.
- Support of the institutional strengthening and local ownership
- Clear understanding of the project objectives by its Beneficiary and the target groups
- Good level of flexibility as regards the project planning and implementation at national level

Two project encountered serious deficiencies in Kosovo. It has been note for one that *“On the design level, the project situation in Kosovo has regretfully not improved significantly due to a number of external institutional factors which have recently marked the political situation in Kosovo”*⁸ and for the other that *“the project has now become irrelevant for KOS, given its new political evolution and the strongly developed numerous bilateral cooperation initiatives.”*⁹

In term of **sufficiently taking cross-cutting issues into account** the major part of projects are considered as good (“B”). 3 projects have been evaluated as very good, it has been related in the MRs linked to these projects that¹⁰:

- They directly address the issues of cross-cutting issues or is exclusively dedicated to one of them
- They have been implemented in close cooperation with other donors active in this field

The only project, which encountered major problems, has been implemented in Kosovo. The reasons given are that *“The project directly supports good governance but has no relationship whatsoever with environment or gender. The donor coordination is not handled adequately”*¹¹

⁶ Extracted from the BSC of the Monitoring report MR-101822.06

⁷ Extracted from the BSC of Monitoring reports MR-040569.04 - MR-124221.02

⁸ Extracted from the BSC of the Monitoring report MR-101822.13

⁹ Extracted from the BSC of the Monitoring report MR-108440.13

¹⁰ Extracted from the BSC of the Monitoring reports: MR-040540.05 -MR-124221.01 - MR-124221.03

¹¹ Extracted from the BSC of the Monitoring report MR-108440.13

4.2.2 Efficiency of implementation to date

Table 23. *Efficiency for projects 2006-2010*

Efficiency of implementation to date	A	B	C	D	Total
BCS 2.1 - How well is the Availability/Usage of means/inputs managed?	(4) 2.90%	(90) 65.22%	(41) 29.71%	(3) 2.17%	(138) 100.00%
BCS 2.2 - How well is the implementation of activities managed?	(4) 2.90%	(87) 63.04%	(43) 31.16%	(4) 2.90%	(138) 100.00%
BCS 2.3 - How well are outputs achieved?	(3) 2.17%	(91) 65.94%	(42) 30.43%	(2) 1.45%	(138) 100.00%
BCS 2.4 - How well is the Partner Contribution / Involvement working?	(3) 2.17%	(99) 71.74%	(33) 23.91%	(3) 2.17%	(138) 100.00%

Efficiency concerns how well means/inputs and activities were converted into results (as in "outputs"). On this issue and for 2006-2010, from 63.04 to 71.74% of monitored projects are considered as "good" when around 30% are considered with "problems".

An in-depth look by sub-criteria shows that 3 projects encountered problems or serious deficiencies in term of efficiency in general:

- The regional programme "Social Security Coordination and Social Security reforms in South East Europe" in Kosovo where it has been point out that even if there was *"the project's kick off meeting was not been implemented to date, thus not allowing for any of the project activities to start in relation to Kosovo"*¹²
- The project "Women and children's rights in Ukraine", where *"The project team's mobilisation during the 3-month inception phase was inefficient"*¹³
- The "Social Institutions Support Programme" in Bosnia and Herzegovina where *"the Local Programme Officer has not been timely and sufficiently kept informed and involved during the project and has not been leading the activities in the country"*¹⁴.

As very good performing projects in term of Efficiency, one projects has been noted with at less 3 "A" for each sub-criteria: the programme "Support to Good Governance: Project Against Corruption in Ukraine" where *"project activities have been successfully implemented under effective management and coordination by the Implementing Organisation, (...), the stability of the responsible staff and members of the Steering Group was ensured which resulted in effective project coordination and additionally contributed to capacity building of the involved institutions."*¹⁵

¹² Extracted from the BSC of the Monitoring report MR-101822.06

¹³ Extracted from the BSC of the Monitoring report MR-118100.01

¹⁴ Extracted from the BSC of the Monitoring report MR-101822.06

¹⁵ Extracted from the Monitoring reports: MR-040540.04- MR-040540.05

4.2.3 Effectiveness to date

Table 24. Effectiveness for projects 2006-2010

Effectiveness to date	A	B	C	D	Total
BCS 3.1 - How well is the project achieving its planned results?	(5) 3.62%	(90) 65.22%	(41) 29.71%	(2) 1.45%	(138) 100.00%
BCS 3.2 - As presently implemented what is the likelihood of the PP to be achieved?	(3) 2.17%	(99) 71.74%	(32) 23.19%	(4) 2.90%	(138) 100.00%

In term of **achieving the planned results**, 65% of projects are considered as good. 5 are considered as very good and the main reason given are¹⁶:

- Use of the delivered outputs.
- full access to the results for project partner institutions and key beneficiaries
- Project mainly demand-driven,
- Results adapted to changing needs.
- Good and equal access of all stakeholders to the flow of benefits planned
- Continued strengthening in terms of building its capacities

The 2 projects with important problems are related to “Support to the Prosecutors' Network” programme in Kosovo constrained by the political situation.

In term of **achieving the likelihood of the PP**, around 70% of projects are under category “B” and 20% dealing with problems. 3 projects have been defined as “very good” because of¹⁷:

- The significant technical and political support by the project
- His contribution to achieve the overall objective
- Close co-operation with different stakeholders at central and regional levels
- Transfer of the best practices
- Well adapted to the local circumstances supporting the expectation of both sides
- Implementation of activities planned that will allow to achieve the project purpose

In the other side, 4 projects encountered serious problems under this sub-category and have been evaluated as “D”. It is interesting to note that 3 of these projects have been improved during their implementation moving from a “D” to a “B” in long term. For example, the project related to “Increased independence, transparency and efficiency of the justice system of the Republic of Moldova” moved from a “D” in 2007 (not real project purpose defined) to a “B” in 2008 (it is possible to measure achievement and advance everywhere)¹⁸.

¹⁶ Extracted from the BSC of Monitoring reports: MR-040540.05 - MR-040569.04 - MR-040600.01 - MR-040600.03 - MR-102044.01

¹⁷ Extracted from the BSC of Monitoring reports: MR-040540.05 - MR-040600.01 - MR-124221.01

¹⁸ Extracted from the BSC of Monitoring reports: MR-040569.01 - MR-040569.02

4.2.4 Impact to date

Table 25. Impact for projects 2006-2010

Impact to date	A	B	C	D	Total
BCS 4.1 - What are the direct impact prospects of the project at Overall Objectives level?	(2) 1.45%	(102) 73.91%	(33) 23.91%	(1) 0.72%	(138) 100.00%
BCS 4.2 - To what extent does /will the project have any indirect positive and/or negative impacts?	(1) 0.77%	(100) 76.92%	(28) 21.54%	(1) 0.77%	(130) 100.00%

The impact of an ongoing project is always complicated to analyse as the project is still not closed. The aim is to analyse, as presently implemented, if the project's likely contribution to the project's Overall Objective.

In general, the global impact of 2006-2010 projects has been considered as "good" for more than 70% of them. Around 20% encountered some problems and one some important difficulties, related to the "Support to the Prosecutors' Network" in Kosovo for the same reasons explained below.

One project are considered as very good in term of direct and indirect impact prospects and one as very good only in term of direct impact. The first one is related to "Protection against money laundering and terrorist financing" in Russia and the reasons given of its good prospected impact are¹⁹:

- growing status of the counterpart
- subsequently recognised lead role of the country in the countering activities
- Increasing capacity of the counterpart to support other stakeholders that have not had the benefits of support from EU projects.

The other one concern the "Follow-up Project against Money Laundering and Terrorist Financing in Ukraine" where *"the Project Team and the Beneficiaries are highly committed to make the AML system in Ukraine more effective and there should be no obstacles in achieving the planned results by the end of the project"*²⁰.

¹⁹ Extracted from the Monitoring report: MR-102044.01

²⁰ Extracted from the Monitoring report: MR-040600.03

4.2.5 Potential sustainability

Table 26. Sustainability for projects 2006-2010

Potential sustainability	A	B	C	D	Total
BCS 5.1 - Financial / economic viability?	(2) 1.45%	(81) 58.70%	(52) 37.68%	(3) 2.17%	(138) 100.00%
BCS 5.2 - What is the level of ownership of the project by target groups?	(3) 2.17%	(99) 71.74%	(34) 24.64%	(2) 1.45%	(138) 100.00%
BCS 5.3 - What is the level of policy support provided?	(4) 2.92%	(100) 72.99%	(30) 21.90%	(3) 2.19%	(137) 100.00%
BCS 5.4 - How well is the project contributing to institutional and management capacity?	(7) 5.07%	(97) 70.29%	(32) 23.19%	(2) 1.45%	(138) 100.00%

The potential sustainability stresses the likelihood of a continuation in the stream of benefits produced by the project after the period of external support has ended.

In term of **financial and economic viability**, it appears that in average, 60% of projects are considered as “good” when 40% are considered to encountered “problems”. This percentage of projects facing problems is quite important and stresses the general difficulty for most of projects and programmes to develop a good “exit strategy” allowing a continuum of the activities after the end of the project.

3 projects have serious problems. 2 are related to programmes with a national component in Kosovo and one is a project in Albania. There are all related to training activities. The main reasons given of the weak financial and economic viability are²¹:

- no financial phase out strategy
- no intend to pursue the project purpose
- no additional funds allocated for the continuation of the project

As an opposite, 2 projects have a very good financial and economic viability. For both projects, the reason of their viability was link to the fact that “*funds of the key counterpart were available for the support of actions commenced or continued by the project.*”²² It is interesting to note that one of them is the programme “Support to the Prosecutors' Network”, which has been evaluated with a “D” for his viability in Kosovo and a “A” for his viability in Russia, meaning that the scoring and the viability of a regional programme can vary a lot according to its country of implementation.

In term of **level of ownership by target groups**, a large part, 71.74% of projects are considered as “good”. For the two projects performing with important problems, they were “*not embedded at*

²¹ Extracted from the BSC of Monitoring reports: MR-101822.06 - MR-101960.01 - MR-108440.13

²² Extracted from the BSC of Monitoring report MR-102044.01

*all in the local structures*²³. For the 3 very good projects, *“The ownership of the project by the local partners was firm and visible”* and *“the project was developed together with the key counterpart and other stakeholders and they were involved in each stage of the project objectives formulation”*²⁴.

With regards to **the level of policy support provided**, a majority of projects were considered as good (72.99%) and 21.90% of them (30 projects) had to deal with problems. 4 projects have been evaluated as very good for this sub-criteria for the following reasons²⁵:

- Policy of the Government consistent with the project’s tasks
- Project environment favourable for project implementation
- High level of policy support

3 projects encountered some important problems. All of them are regional programmes implemented in Kosovo, due to the political situation in this country; they all had to face some important issue in term of policy support²⁶.

Finally, the last sub-criteria related to the **contributing to institutional and management capacity** has been considered as “good” for 70.29% of monitored projects. 7²⁷ projects have been performing “very good” in this area and 2 had to deal with important difficulties.

The very good performances of the 7 projects are related to²⁸:

- Project aims at strengthening the institutional capacity of all stakeholders and at contributing to the institutional development
- Project design and the implementation tools presuppose the increase of the operational capacity of the counterparts.
- Training component directly aimed at capacity building and at improving the human recourse development.

With regards to the 2 projects with major difficulties, they are again regional programmes implemented in Kosovo and had to face a *“lack of staff with the necessary and adequate capacity level to absorb the project benefits”*²⁹.

²³ Extracted from the BSC of Monitoring reports: MR-108440.13 - MR-101822.13

²⁴ Extracted from the BSC of Monitoring reports: MR-102044.01 - MR-040600.01 - MR-040600.02

²⁵ Extracted from the BSC of Monitoring reports: MR-040512.02 - MR-040600.02 - MR-040600.03 - MR-102044.01

²⁶ Extracted from the BSC of Monitoring reports: MR-101822.06 - MR-101822.13 - MR-108440.13

²⁷ The 7 projects are 2 national components of one programme, 1 project monitored 3 times and 2 other projects.

²⁸ Extracted from the BSC of Monitoring reports: MR-040600.01 - MR-040600.02 - MR-040600.03 - MR-041767.01 - MR-102044.01 - MR-108440.01 - MR-108440.08

²⁹ Extracted from the BSC of Monitoring reports: MR-101822.13 - MR-108440.13

ANNEX A – LIST OF COE CONTRACTS

Contract year	Domain	Contract number	Status	Title	Total MR	Contract type	Implementati on starting date	Zone benefiting from the action	Planned amount	Paid	Balance
1995	DDH	23708	Closed	LEGAL SYSTEM REFORM UKRAINE	0	Implementation	28/11/1995	UA	336,000	336,000	0
1995	DDH	23725	Closed	joint Programme EC- Coucil of Europe	0	Implementation	16/02/1996	RU	464,000	464,000	0
1997	DDH	24518	Closed	Programme between Comm.of E.C and Counci	0	Implementation	2.11.97	RU+TAC	945,600	945,600	0
1997	DDH	24519	Closed	Progr.between the comm.of the Europ Comm	0	Implementation	2.11.97	UA	419,200	419,200	0
1997	DDH	24802	Closed	Promotion Independent Media	0	Implementation	9.9.97	MD+TPS	120,214	120,214	0
1997	DDH	25139	Closed	Legal reform & promot of indep Media Ukr	0	Implementation	28/11/1997	UA	398,400	398,400	0
2001	TACIS	26853	Closed	Select committe of experts on Evaluation	0	Implementation	28/09/2001	TAC	24,574	24,574	0
2001	TACIS	26859	Closed	Acces social rights anti-poverty Caucas	0	Implementation	11.8.01	AM+AZ+GE+T AC+TPS	19,689	19,689	0
2002	TACIS	27158	Closed	Seminar Anti-Poverty strategies in the Mountains Regions of the Southern Caucasus	0	Implementation	24/06/2002	TAC	42,720	42,720	0
2002	TACIS	27746	Closed	Strengthening the money laundering control and prevention system in Ukraine : preliminary legal review	0	Grant	8.12.02		20,400	20,400	0
1996	DDH	33532	Closed	CONTRIBUTION TO IMPEM OF STABILITY PACT	0	Implementation	6.10.96	TAC	147,760	147,760	0
1996	DDH	33543	Closed	CORRUPTION AND ORGANIZED CRIME IN STATES	0	Implementation	29/05/1996	TAC	163,578	163,578	0
1997	DDH	33632	Closed	Phare Democracy Programme 1996	0	Implementation	7.8.97	TAC	182,900	182,900	0
1998	CARDS	33774	Closed	3rd Joint Programme CoE for Legal Reform	0	Implementation	11.6.98	AL	267,047	267,047	0
1998	CARDS	33775	Closed	Third Joint programme (Priority Activiti	0	Implementation	1.5.99	AL	999,972	999,972	0
2001	CARDS	34027	Closed	Strength.institut&suppr. implement Legfr	0	Implementation	4.3.01	AL	540,000	540,000	0
1993	PHARE	38711	Closed	EVALUATION OF BLOOD TRANSFUSION PROJECT	0	Implementation	21/12/1993	RO	13,915	13,915	0
1993	PHARE	39005	Closed	PHARE DEMOCRACY PROGRAMME	0	Implementation	24/08/1993	PHA	100,800	100,800	0
1993	PHARE	39318	Closed	JOINT EC-COUNCIL OF EUROPE PROGRAMME	0	Implementation	7.12.93	AL	533,086	533,086	0
1993	PHARE	39338	Closed	PROGR FOR LOCAL GOVT. & LEGAL REFORM	0	Implementation	2.1.94	EE+LT+LV+PH	478,249	478,249	0

Support to Quality Monitoring Systems and Methodologies of Projects and Programmes of External Assistance financed by the EC

EUROPEAID/127731/C/SER/Multi – Contract Number: EVA/219719

								A			
1994	PHARE	40398	Closed	LEGAL SYSTEM REFORM IN ALBANIA	0	Implementation	30/12/1994	AL+PHA+TPS	462,931	462,931	0
1994	PHARE	40399	Closed	LOCAL GOVERNMENT & LEGAL SYSTEM REFORM	0	Implementation	30/12/1994	EE+LT+LV+PHA	115,747	115,747	0
1994	PHARE	40400	Closed	INTEGRATION OF NON-CITIZENS	0	Implementation	30/12/1994	PHA	197,820	197,820	0
1995	PHARE	41141	Closed	PILOT PROJECT DRUG DEMAND REDUCTION	0	Implementation	22/08/1995	PHA	304,391	304,391	0
1996	PHARE	41914	Closed	PROGRAMME FOR LOCAL GOV AND LEGAL SYSTEM	0	Implementation	28/05/1996	EE+LT+LV+PHA	234,727	234,727	0
1996	PHARE	42578	Closed	SUPPORT FOR INTEGRATION OF NON CITIZENS	0	Implementation	27/06/1997	EE+LV+PHA	226,298	226,298	0
1996	PHARE	42652	Closed	COVENANT - LOGISTICAL SUPPORT-ELECTIONS	0	Implementation	10.11.96	AL	19,127	19,127	0
1997	PHARE	43578	Closed	ANTI MONEY LAUNDERING MEASURES	0	Implementation	12.5.97	PHA	136,101	136,101	0
1998	PHARE	44441	Closed	Fight against corruption/organised crime	0	Implementation	11.2.98	PHA	1,458,170	1,458,170	0
2002	TACIS	49627	Closed	Project against Money laundering in Ukraine	5	Grant	2.1.03		944,328	944,328	0
2002	TACIS	49632	Closed	Project against Money laundering in Russian Federation	4	Grant	2.1.03		2,145,068	2,145,068	0
1999	DDH	50263	Closed	Strengthening Democracy and Constitutional Development in Central and Eastern Europe and CIS Countries - 99/073F	0	Grant		PHA	413,535	413,535	0
1999	DDH	50271	Closed	The Promotion of the European Social Charter	0	Grant	1.1.00	PHA	138,125	138,125	0
2000	DDH	50362	Closed	HR training for Russian administrators deployed in Chechnya, seminars on local government according to the Europ Charter of Local Self-gov in NCaucasu	0	Grant	2.6.01	RU	406,855	406,855	0
2000	DDH	50382	Closed	Council of Europe-OSCE/ODIHR Project on Roma under the Stability Pact.	0	Grant		TPS	223,352	223,352	0
2001	DDH	50595	Closed	Joint Programme EC-CoE to promote and strengthen democratic stability and prevent conflict in the South Caucasus region	0	Grant	20/02/2002	GE	1,149,300	1,149,300	0
2001	DDH	50609	Closed	Joint Programme EC-CoE to strengthen the rule of law and the protection of Human Rights in the Russian Federation	0	Grant		RU	630,000	630,000	0
2001	DDH	50610	Closed	Moscow School of Political Studies: Strengthening civil society and democratic institutions in the Russian Federation	0	Grant		RU	327,745	327,745	0
2001	DDH	50611	Closed	Promoting & strengthening democratic Stability and preventing conflict in Ukraine	0	Grant	20/02/2002	UA	822,081	822,081	0
2002	DDH	50666	Closed	Joint Programme of Co-operation to Strengthen Democratic Stability in Moldova	0	Grant		MD	261,235	261,235	0
2002	TACIS	51357	Closed	SC02/002 - Women's contribution to social cohesion in	0	Implementation	15/10/2002		28,662	28,662	0

Support to Quality Monitoring Systems and Methodologies of Projects and Programmes of External Assistance financed by the EC

EUROPEAID/127731/C/SER/Multi – Contract Number: EVA/219719

				Russia							
2003	DDH	57114	Closed	Joint -Programme between the EC and the Council of Europe regarding democratisation and the rule of law	0	Grant	17/02/2003	REE	3,042,174	3,042,174	0
2003	CARDS	67255	Closed	Commentaries on the new criminal legislation of Bosnia and Herzegovina	0	Grant	15/04/2003	BA	333,198	333,198	0
2003	CARDS	69730	Closed	Modernising the Management and Governance Capacities of Universities in Bosnia and Herzegovina	4	Grant	8.12.03	BA	463,933	463,933	0
2003	CARDS	70611	Closed	Support to the Centres for Judicial and Prosecutorial Training in BiH	0	Grant	21/10/2003	BA	756,940	756,940	0
2003	DDH	72944	Closed	Finalising the independent monitoring of the population census in FYROM	0	Grant	19/09/2003	FYR	173,589	173,589	0
2003	CARDS	74258	Closed	IV Joint Programme EC-COE: Support to the School of Magistrates, to the Organisation and Training of the Legal Professions and to the Promotion of Human Rights in Albania	4	Grant	15/11/2003	AL	919,112	919,112	0
2003	DDH	75496	Closed	Joint Programme 2003 of co-operation between the European Commission and the Council of Europe under the EIDHR (3 activities, Russia, Ukraine and support to the Venice Commission)	0	Grant	12.2.03	RU	1,277,871	1,277,871	0
2004	TACIS	78232	Closed	Human right-Council of Europe	2	Grant	16/09/2004	MD	756,609	756,609	0
2004	CARDS	79524	Closed	Development of reliable and functioning policing systems and enhancing of combating main criminal activities and police co-operation (a justice and home affairs regional project, under a CARDS regional 2002/2003 programme)	8	Implementation	31/03/2004	CAR	3,600,000	3,600,000	0
2004	CARDS	85023	Closed	"Social Institutions Support Programme"	8	Grant	26/08/2004	CAR	1,407,363	1,407,363	0
2004	DDH	89231	Closed	19 04 03/2004/3007 Joint Programme 2004: 3 strands	1	Grant	21/12/2004	TPS	2,042,025	2,042,025	0
2004	PHARE	95136	Closed	Police, Professionalism and the Public in Turkey	0	Grant	26/11/2004	TR	400,000	400,000	0
2004	TACIS	96517	Closed	Harmonising Russian anticorruption legislation with international standards	0	Grant	1.1.05	RU	236,172	236,172	0
2004	TACIS	98366	Closed	Support to the National Anti-Corruption Strategy of Moldova (PACO Moldova)	1	Grant	15/01/2005	MD	225,000	225,000	0
2005	TACIS	107256	Closed	Improving legislation and practices on dealing with money laundering and financing of terrorism in the Russian Federation	0	Grant	10.12.05	RU	200,000	200,000	0
2005	CARDS	109761	Closed	V JOINT PROGRAMME EC-COE: Support to the training of Court administrators in Albania	1	Grant	15/11/2005	AL	657,904	657,904	0
2005	TACIS	110195	Closed	Ukraine International Cooperation in Criminal Matters (UPIC)	5	Grant	12.1.05	UA	1,426,029	1,426,029	0

Support to Quality Monitoring Systems and Methodologies of Projects and Programmes of External Assistance financed by the EC

EUROPEAID/127731/C/SER/Multi – Contract Number: EVA/219719

2005	TACIS	112585	Ongoing	Modernising the prison system of Azerbaijan	1	Grant	15/12/2005	AZ	1,250,000	1,000,000	250,000
2006	DDH	113784	Closed	Equal rights and treatment for Roma	0	Grant	23/12/2005	CAR	263,305	263,305	0
2005	DDH	113934	Ongoing	Promoting the democratic process	5	Grant	29/12/2005	AM+AZ+GE+T AC+UA+TPS	780,000	747,911	32,089
2005	CARDS	115568	Closed	Strengthening Higher Education (SHE) in Bosnia and Herzegovina	0	Grant	29/12/2005	BA	288,000	288,000	0
2006	TACIS	120157	Ongoing	Support to Good Governance: Project Against Corruption in Ukraine	5	Grant	6.9.06	UA	1,500,000	1,404,474	95,526
2006	TACIS	120437	Ongoing	Follow-up Project against Money Laundering and Terrorist Financing in Ukraine - MOLI-UA-2	3	Grant	5.1.06	UA	5,000,000	4,199,583	800,417
2006	TACIS	121712	Closed	Ukraine - Judicial Selection and Appointment Procedure, Training, Disciplinary Liability, Case Management and Alternative Dispute Resolution (former title: Strengthening Capacity of Justice System of Ukraine)	2	Grant	31/05/2006	UA	1,948,565	1,948,565	0
2006	TACIS	121984	Closed	Prevention of corruption	0	Grant	7.11.06	RU	175,000	175,000	0
2006	TACIS	122590	Ongoing	Project against Corruption, Money Laundering, and Terrorist Financing in the Republic of Moldova	4	Grant	8.1.06	MD	3,000,000	2,073,663	926,337
2006	TACIS	123766	Ongoing	Increased independence, transparency and efficiency of the justice system of the Republic of Moldova	4	Grant	10.2.06	MD	3,000,000	2,400,000	600,000
2006	DDH	125301	Closed	Network of Schools of Political Studies	0	Grant	22/12/2006	TPS	639,683	639,683	0
2006	TACIS	126126	Ongoing	Protection against money laundering and terrorist financing	1	Grant	19/12/2006	RU	3,000,000	1,401,471	1,598,529
2006	DDH	126319	Ongoing	Kyrgyzstan and Kazakhstan: Assistance in the preparation of a comprehensive constitutional reform	0	Grant	21/12/2006	TAC	100,000	35,492	64,508
2006	DDH	126720	Ongoing	Fostering a Culture of Human Rights	5	Grant	12.5.06	AM+AZ+GE+T AC+UA+TPS	995,000	970,614	24,386
2006	CARDS	132165	Closed	Development of a reliable and functioning prison system respecting fundamental rights and standards and enhancing of regional co-operation in the Western Balkans	13	Grant	1.1.07	CAR	800,000	800,000	0
2006	DDH	132379	Closed	Enforcing the rights of the child and reintegrating children at risk into society	0	Grant	20/12/2006	RU	179,896	179,896	0
2006	DDH	132384	Ongoing	Enhancing the capacity of legal professionals and law enforcement officials in Russia to apply the European Convention on Human Rights (ECHR) in domestic legal proceedings and practices (EIDHR Campaign 2 v Fostering a culture of human rights)	1	Grant	22/12/2006	RU	950,000	902,500	47,500
2007	PHARE	137288	Ongoing	Academy of political studies	0	Grant	28/08/2007	CY	600,000	351,000	249,000
2007	EIDHR	140322	Ongoing	Support to free and fair elections in South Caucasus and	0	Grant	1.1.08	AM+AZ+GE+M	500,000	450,000	50,000

Support to Quality Monitoring Systems and Methodologies of Projects and Programmes of External Assistance financed by the EC

EUROPEAID/127731/C/SER/Multi – Contract Number: EVA/219719

				Moldova				D+TPS+REO			
2007	EIDHR	140324	Ongoing	Freedom of expression & information and freedom of the media in the South Caucasus and Moldova	5	Grant	1.1.08	AM+AZ+GE+M D+TPS+REO	500,000	450,000	50,000
2007	EIDHR	140325	Ongoing	Civil Society Leadership Network - Ukraine, Moldova and Southern Caucasus	5	Grant	1.1.08	AM+AZ+GE+M D+UA+TPS+RE O	350,000	315,000	35,000
2007	EIDHR	140326	Ongoing	Adoption and Implementation of a comprehensive strategy for the improvement of the living conditions of the Roma and for their integration into society	0	Grant	1.1.08	MD+UA+TPS+ REO	200,000	180,000	20,000
2007	EIDHR	140327	Ongoing	SYNOMIA - Setting up of an active network of independent non-judicial H.R. structures (NHRs - ombudsmen and H.R. commissions at nation-wide and sub nation-wide levels	0	Grant	12.11.07	REO+RVS	450,000	411,262	38,738
2008	TACIS	141439	Ongoing	Transparency and efficiency of the judicial system of Ukraine	1	Grant	19/06/2008	UA	5,400,000	1,261,584	4,138,416
2007	CARDS	143770	Ongoing	Support to the Sustainability of the School of Magistrates of Albania	0	Grant	11.1.07	AL	396,000	370,000	26,000
2008	TACIS	146597	Ongoing	Promotion of European Standards in the Ukrainian Media Environment	1	Grant	9.1.08	UA	1,088,026	1,010,992	77,034
2008	DCI- ENV	149825	Ongoing	Support for the implementation of the CBD Programme of Work on Protected Areas in the EU Neighbourhood Policy Area and Russia: extension of the implementation of the EU's Natura 2000 principles through the Emerald Network.	5	Grant	16/12/2008	AM+AZ+BY+G E+MD+RU+UA +RVS	1,484,000	469,934	1,014,066
2008	IPA	153292	Ongoing	Regional Programme for Social Security Coordination and Social Security Reforms in South East Europe	26	Grant	18/04/2008	IPA	1,976,509	1,845,933	130,576
2008	CARDS	153650	Ongoing	Support to the Prosecutors' Network	24	Grant	17/04/2008	CAR	1,500,000	1,382,899	117,101
2008	IPA	154020	Ongoing	Rehabilitation of Cultural Heritage in Kosovo	0	Grant	16/03/2008	XK	400,000	335,945	64,055
2008	IPA	157942	Ongoing	Education in Kosovo: Inter/culturalism and the Bologna Process	1	Grant	6.12.08	XK	1,400,000	825,047	574,953
2008	CARDS	162015	Ongoing	05KOS01/06/008 Census Observation and Monitoring mission	1	Grant	16/05/2006	XK	475,848	204,170	271,678
2008	CARDS	162020	Closed	06/KOS01/01/001 Reconstruction of Religious Monuments and Sites in Kosovo	0	Grant	28/08/2006	XK	36,335	36,335	0
2008	CARDS	162896	Ongoing	04SER01/13/028 Strengthening higher education reform in Serbia	0	Grant	5.11.07	RS	312,384	261,084	51,300
2008	CARDS	162898	Closed	04SER01/02/004 Support to Belgrade Fund for Political Excellence	0	Grant	18/09/2005	RS	42,129	42,129	0
2008	CARDS	162992	Ongoing	04SER01/02/002 Support to Parliamentary Institutions	1	Grant	17/11/2005	RS	144,589	0	144,589
2008	IFS-	163485	Closed	Contributing to the continuity of the reforms via elaborating	0	Grant	10.2.08	GE	20,000	20,000	0

Support to Quality Monitoring Systems and Methodologies of Projects and Programmes of External Assistance financed by the EC

EUROPEAID/127731/C/SER/Multi – Contract Number: EVA/219719

	RRM			and distributing of the publication [Georgia, Parliamentary and Presidential elections 2008 v Lessons Learned +							
2008	TACIS	163498	Ongoing	Women and children rights in Ukraine	2	Grant	30/08/2008	UA	1,080,000	1,024,313	55,687
2008	CARDS	164093	Closed	""dummy"" contract for final payment on contract 2004/079-524	0	Implementation	20/08/2008	NA+CAR	17,371	17,371	0
2008	IPA	164500	Ongoing	Strengthening Higher Education in B&H (SHE II)	0	Grant	15/02/2009	BA	400,000	165,349	234,651
2008	CARDS	164815	Ongoing	05SER01/16/004 Strengthening Local Self Government in Serbia	0	Grant	10.9.08	RS	163,750	0	163,750
2008	CARDS	164924	Closed	05SER01/11/002 Freedom of expression & information & freedom of the media	0	Grant	4.8.06	RS	21,285	21,285	0
2008	CARDS	165321	Closed	05MON01/04/005 Prison Reform and Probation Service Development	0	Grant	6.12.06	ME	14,219	14,219	0
2008	CARDS	165376	Ongoing	06MON01/04/002 STRENGTHENING LOCAL SELF GOVERNMENT IN MONTENGRO	0	Grant	9.1.06	ME	64,398	18,720	45,678
2008	EIDHR	165700	Ongoing	Combating torture, ill-treatment and impunity	0	Grant	1.1.09	AM+AZ+GE+MD+UA+REO	950,000	375,000	575,000
2008	CARDS	166039	Closed	06MAC01/01/101 TECHNICAL ASSISTANCE TO THE PENITENTIARY REFORM	0	Grant	26/12/2006	MK	18,387	18,387	0
2008	IPA	168301	Ongoing	Support to the efficient prison management	0	Grant	2.1.09	BA	600,000	540,000	60,000
2008	EIDHR	168721	Ongoing	Network of Schools for Political studies	0	Grant	1.1.09	RVS	1,759,500	1,583,550	175,950
2009	ENPI	170400	Ongoing	Preparatory action ""Minorities in Russia: Developing Languages, Culture, Media and Civil Society""	0	Grant	17/02/2009	RU	2,500,000	1,524,716	975,284
2009	IPA	201621	Ongoing	Strengthening LSG in Serbia - phase 2	1	Grant	28/04/2009	RS	2,000,000	509,950	1,490,050
2009	TACIS	205431	Ongoing	Project on cybercrime in Georgia	0	Grant	6.1.09	GE	200,000	160,000	40,000
2009	IPA	212599	Ongoing	Project Against Corruption in Albania	1	Grant	9.1.09	AL	2,000,000	593,738	1,406,262
2009	IPA	213348	Ongoing	Strengthening Local Self-Government in Montenegro (2009-2010) -Phase 2	0	Grant	31/08/2009	ME	200,000	132,624	67,376
2009	TACIS	215401	Ongoing	Support for Access to Justice in Armenia	1	Grant	10.1.09	AM	3,961,502	1,566,671	2,394,831
2009	IPA	219555	Ongoing	EU/CoE Support to the Promotion of Cultural Diversity in Kosovo	1	Grant	15/10/2009	XK	2,500,000	962,351	1,537,649
2009	EIDHR	220187	Ongoing	EU-Central Asia Rule of Law Initiative	0	Grant	15/12/2009	RSC	600,000	275,920	324,080
2009	EIDHR	226588	Ongoing	Targeted Project ""Peer-to-Peer II"" - promoting independent national non-judicial mechanisms for the protection of human rights, especially for the prevention of torture	0	Grant	3.1.10	TPS	1,200,000	497,124	702,876

Support to Quality Monitoring Systems and Methodologies of Projects and Programmes of External Assistance financed by the EC

EUROPEAID/127731/C/SER/Multi – Contract Number: EVA/219719

2009	IFS-RRM	226597	Ongoing	Democracy support and Confidence-building measures in Moldova	0	Grant	30/12/2009	MD	4,000,000	1,700,000	2,300,000
2010	IPA	232748	Ongoing	Capacity building for directorate for management of seized and confiscated assets	0	Grant	4.1.10	RS+YU	2,000,000	526,136	1,473,864
2010	IFS-RRM	232894	Ongoing	""Apoyo al desarrollo legislativo de la nueva Constituci?n Pol?tica del Estado÷	0	Grant	15/03/2010	BO	270,000	165,300	104,700
118					163				102,447,298	76,827,812	25,619,486

ANNEX B – LIST OF COE'S MRS

Contract list	CRIS Number	Project title	Primary commitment (EC funding)	Other funding (government and/or other donors)	Total budget of operation	Re-M / Nat component	Monitoring reference	Report date	Zone benefiting from the action	Sector	Start date - actual	End date - actual / likely	Grading RQD	Grading EID	Grading ED	Grading ID	Grading PS	Performance
1	49627	Project against Money laundering in Ukraine	1,000,000	not available	not available	MR	MR-040743.01	26/09/2003	Ukraine	Other	2.1.03	30-06-05	B	B	B	B	B	II a
						Re-M	MR-040743.02	29/06/2004	Ukraine	Other	2.1.03	30-06-05	B	B	A	A	A	I
						Re-M	MR-040743.03	21.12.2004	Ukraine	Other	2.1.03	30-06-05	A	B	B	B	B	II a
						Re-M	MR-040743.04	7.1.05	Ukraine	Other	2.1.03	30-06-05	A	A	B	B	B	II a
						Ex-Post	MR-040743.05	28/11/2007	Ukraine	Other	2.1.03	30-06-05	A	A	B	B	A	I
2	49632	Project against Money laundering in Russian Federation	2500000	not available	not available	MR	MR-040744.01	10.8.03	Russia	Other	2.1.03	30-06-05	B	C	B	A	A	II b
						Re-M	MR-040744.02	27/05/2004	Russia	Other	2.1.03	30-06-05	B	B	B	A	A	II a
						Re-M	MR-040744.03	5.3.05	Russia	Other	12.1.02	30-06-05	B	B	B	A	A	II a
						Re-M	MR-040744.04	20/10/2005	Russia	Other	2.1.03	30-06-05	B	A	A	A	A	I
3	69730	Modernising the Management and Governance Capacities of Universities in Bosnia and Herzegovina	500111	not available	not available	MR	MR-040077.01	23.12.2003	Bosnia and Herzegovina	Other	13-08-03	8.12.05	C	B	B	B	C	II c
						Re-M	MR-040077.02	14/07/2004	Bosnia and Herzegovina	Other	13-08-03	8.12.05	C	B	C	C	C	III
						Re-M	MR-040077.03	28/01/2005	Bosnia and Herzegovina	Other	13-08-03	8.12.05	C	B	B	C	C	III
						Re-M	MR-040077.04	20/09/2005	Bosnia and Herzegovina	Other	13-08-03	10.12.05	B	A	B	C	B	II b
4	74258	IV Joint Programme EC-COE: Support to the School of Magistrates, to the Organisation and Training of the Legal Professions and to the Promotion of Human Rights in Albania	1000000	not available	not available	MR	MR-040086.01	2.3.04	Albania	Governance	14-11-02	10.11.05	B	B	B	B	B	II a
						Re-M	MR-040086.02	26.07.2004	Albania	Governance	14-11-03	11.11.05	B	B	C	B	B	II b
						Re-M	MR-040086.03	07.03.2005	Albania	Governance	14-11-03	11.11.05	B	B	B	B	C	II b
						Re-M	MR-040086.04	18.10.2005	Albania	Governance	14-11-03	15-11-05	C	B	B	B	C	II c
5	78232	Human right-Council of Europe	1300266	not available	not available	MR	MR-040512.01	28.02.2006	Moldova	Other	15-09-04	14-09-06	B	C	B	B	B	II b
						Re-M	MR-040512.02	27.11.2006	Moldova	Other	15-09-04	14-12-06	B	B	B	B	B	II a
6	79524	Development of reliable and functioning policing systems and enhancing of combating main criminal activities and police co-operation (a justice and home affairs	4000000	not available	not available	MR	MR-040940.01	08.02.2006	Cards Region	Governance	31-03-04	30-09-06	B	B	B	B	B	II a
						Re-M	MR-040940.02	16/07/2007	Cards Region	Governance	31-03-04	30-09-06	B	B	B	B	C	II b
						Nat C	MR-040940.03	16/07/2007	Albania	Governance	31-03-04	30-09-06	B	B	B	B	B	II a
						Nat C	MR-040940.04	16/07/2007	Croatia	Governance	31-03-04	30-09-06	B	B	B	B	B	II a

Support to Quality Monitoring Systems and Methodologies of Projects and Programmes of External Assistance financed by the EC

EUROPEAID/127731/C/SER/Multi – Contract Number: EVA/219719

Contract list	CRIS Number	Project title	Primary commitment (EC funding)	Other funding (government and/or other donors)	Total budget of operation	Re-M/ Nat component	Monitoring reference	Report date	Zone benefiting from the action	Sector	Start date - actual	End date - actual / likely	Grading RQD	Grading EID	Grading ED	Grading ID	Grading PS	Performance
		regional project, under a CARDS regional 2002/2003 programme)				Nat C	MR-040940.06	16/07/2007	Macedonia	Governance	31-03-04	30-09-06	B	B	B	B	B	II a
						Nat C	MR-040940.07	16/07/2007	Serbia	Governance	31-03-04	30-09-06	B	B	B	B	C	II b
						Nat C	MR-040940.08	16/07/2007	Montenegro	Governance	31-03-04	30-09-06	B	B	B	C	C	II c
						Nat C	MR-040940.09	16/07/2007	Kosovo	Governance	31-03-04	30-09-06	B	B	B	B	C	II b
7	85023	Social Institutions Support Programme	2196121	not available	not available	MR	MR-040942.01	29.08.2006	Cards Region	Governance	26-08-04	26-08-07	C	C	C	C	C	III
						Re-M	MR-040942.03	10.04.2007	Cards Region	Governance	26-08-04	31-12-07	C	B	C	B	B	II c
						Nat C	MR-040942.04	10.04.2007	Croatia	Governance	26-08-04	31-12-07	C	B	B	B	B	II b
						Re-M	MR-040942.05	29/10/2007	Cards Region	Governance	26-08-04	31-12-07	C	B	C	C	B	III
						Nat C	MR-040942.06	29/10/2007	Bosnia and Herzegovina	Governance	26-08-04	31-12-07	C	C	C	C	C	III
						Nat C	MR-040942.07	29.10.2007	Croatia	Governance	26-08-04	31-12-07	C	B	C	C	B	III
						Nat C	MR-040942.08	29.10.2007	Macedonia	Governance	26-08-04	31-12-07	C	B	C	C	B	III
						Nat C	MR-040942.09	29.10.2007	Serbia	Governance	26-08-04	31-12-07	C	B	C	C	B	III
8	89231	19 04 03/2004/3007 Joint Programme 2004: 3 strands	1,000,000	not available	not available	MR	MR-040899.02	12.12.06	Georgia	Human Rights	20-12-04	20-12-06	C	B	B	B	C	II c
9	98366	Support to the National Anti-Corruption Strategy of Moldova (PACO Moldova)	350,000	not available	not available	MR	MR-040568.01	18.11.2005	Moldova	Governance	1.1.05	31-12-05	B	B	C	C	B	II c
10	109761	V JOINT PROGRAMME EC-COE: Support to the training of Court administrators in Albania	700,000	78,042	778,042	MR	MR-101960.01	14/05/2008	Albania	Governance	15-02-06	14-05-08	B	B	B	B	C	II b
11	110195	Ukraine International Cooperation in Criminal Matters (UPIC)	1500000	180000	1680000	MR	MR-040539.01	22.06.2006	Ukraine	Governance	30-11-05	12.1.08	B	B	B	B	B	II a
						Re-M	MR-040539.02	01.12.2007	Ukraine	Governance	30-11-05	12.1.08	B	B	B	B	B	II a
						Re-M	MR-040539.03	03.09.2007	Ukraine	Governance	30-11-05	12.1.08	B	B	B	B	B	II a
						Re-M	MR-040539.04	17.03.2008	Ukraine	Governance	30-11-05	12.1.08	B	C	B	B	B	II b
						Re-M	MR-040539.05	07.10.2008	Ukraine	Governance	30-11-05	12.1.08	B	B	B	B	B	II a
12	112585	Modernising the prison system of Azerbaijan	1,400,000	not available	not available	MR	MR-040704.01	27/10/2006	Azerbaijan	Governance	15/02/2006	30/06/2007	B	B	C	C	B	II c
13	113934	Promoting the democratic process		not available	not available	Nat C	MR-041729.01	1.9.07	Ukraine	Human Rights	28-12-05	29-12-07	B	C	B	B	B	II b
						Nat C	MR-041729.02	15/01/2007	Georgia	Human Rights	28-12-05	29-12-07	B	B	B	B	B	II a
						Nat C	MR-041729.03	25/01/2007	Azerbaijan	Human Rights	28-12-05	29-12-07	B	B	B	C	B	II b

Support to Quality Monitoring Systems and Methodologies of Projects and Programmes of External Assistance financed by the EC

EUROPEAID/127731/C/SER/Multi – Contract Number: EVA/219719

Contract list	CRIS Number	Project title	Primary commitment (EC funding)	Other funding (government and/or other donors)	Total budget of operation	Re-M / Nat component	Monitoring reference	Report date	Zone benefiting from the action	Sector	Start date - actual	End date - actual / likely	Grading RQD	Grading EID	Grading ED	Grading ID	Grading PS	Performance
						Nat C	MR-041729.04	26/01/2007	Armenia	Human Rights	28-12-05	29-12-07	B	C	B	B	B	II b
						MR	MR-041729.05	27/03/2007	Tacis Region	Human Rights	28-12-05	29-12-07	B	B	B	B	B	II a
14	120157	Support to Good Governance: Project Against Corruption in Ukraine	1500000	250000	1750000	MR	MR-040540.01	11.01.2007	Ukraine	Governance	6.8.06	6.9.09	B	B	B	B	B	II a
						Re-M	MR-040540.02	23.09.2007	Ukraine	Governance	6.8.06	6.9.09	C	D	C	C	C	IV
						Re-M	MR-040540.03	21.05.2008	Ukraine	Governance	6.8.06	6.9.09	B	B	B	B	B	II a
						Re-M	MR-040540.04	12.12.2008	Ukraine	Governance	6.8.06	6.9.09	B	A	B	B	B	II a
						Re-M	MR-040540.05	29.10.2009	Ukraine	Governance	6.8.06	31-12-09	B	A	A	B	B	II a
15	120437	Follow-up Project against Money Laundering and Terrorist Financing in Ukraine - MOLI-UA-2	5000000	300000	5300000	MR	MR-040600.01	30/10/2006	Ukraine	Governance	5.1.06	30-04-09	B	B	A	B	B	II a
						Re-M	MR-040600.02	12.3.07	Ukraine	Governance	5.1.06	30-04-09	B	B	B	B	B	II a
						Re-M	MR-040600.03	31.10.2008	Ukraine	Governance	5.1.06	30-04-09	B	B	B	B	B	II a
16	121712	Ukraine - Judicial Selection and Appointment Procedure, Training, Disciplinary Liability, Case Management and Alternative Dispute Resolution (former title: Strengthening Capacity of Justice System of Ukraine)	2200000	not available	not available	MR	MR-040521.01	9.1.07	Ukraine	Governance	30-05-06	31-12-07	B	C	B	B	B	II b
						Re-M	MR-040521.02	8.11.07	Ukraine	Governance	30-05-06	31-12-07	B	A	B	B	B	II a
17	122590	Project against Corruption, Money Laundering, and Terrorist Financing in the Republic of Moldova	3000000	500000	3499790	MR	MR-040572.01	16.03.2007	Moldova	Governance	8.1.06	31-07-09	B	C	C	B	B	II c
						Re-M	MR-040572.02	03.04.2008	Moldova	Governance	8.1.06	31-07-09	B	C	B	B	B	II b
						Re-M	MR-040572.03	23.03.2009	Moldova	Governance	8.1.06	31-07-09	B	B	C	B	B	II b
						Ex-Post	MR-040572.04	26.03.2010	Moldova	Governance	8.1.06	31-12-09	B	C	C	C	B	III
18	123766	Increased independence, transparency and efficiency of the justice system of the Republic of Moldova	3000000	300000	3300000	MR	MR-040569.01	12.03.2007	Moldova	Governance	10.2.06	4.1.09	C	C	C	B	B	III
						Re-M	MR-040569.02	27.03.2008	Moldova	Governance	10.2.06	4.1.09	C	B	B	B	B	II b
						Re-M	MR-040569.03	17.03.2009	Moldova	Governance	10.2.06	4.1.09	B	B	B	B	B	II a
						Re-M	MR-040569.04	17.03.2010	Moldova	Governance	10.2.06	30-06-10	A	B	B	B	C	II b
19	126126	Protection against money laundering and terrorist financing	3,000,000	not available	3,150,000	MR	MR-102044.01	29.04.2008	Russia	Governance	1.1.07	6.1.10	B	B	A	A	A	I
20	126720	Fostering a Culture of Human Rights	1990000	not available	not available	MR	MR-041767.01	31/01/2008	Ukraine	Governance	12.5.06	12.5.08	B	B	B	B	B	II a
						Nat C	MR-041767.02	18.03.2008	Armenia	Human Rights	12.5.06	12.4.08	B	C	B	B	B	II b
						Nat C	MR-041767.03	18.03.2008	Azerbaijan	Human	12.5.06	12.5.08	B	B	C	B	B	II b

Support to Quality Monitoring Systems and Methodologies of Projects and Programmes of External Assistance financed by the EC

EUROPEAID/127731/C/SER/Multi – Contract Number: EVA/219719

Contract list	CRIS Number	Project title	Primary commitment (EC funding)	Other funding (government and/or other donors)	Total budget of operation	Re-M / Nat component	Monitoring reference	Report date	Zone benefiting from the action	Sector	Start date - actual	End date - actual / likely	Grading RQD	Grading EID	Grading ED	Grading ID	Grading PS	Performance
										Rights								
						Nat C	MR-041767.04	18.03.2008	Georgia	Human Rights	12.5.06	12.5.08	B	B	B	B	C	II b
						Re-M	MR-041767.05	18.03.2008	Tacis Region	Human Rights	12.5.06	12.5.08	C	B	B	B	B	II b
21	132165	Development of a reliable and functioning prison system respecting fundamental rights and standards and enhancing of regional co-operation in the Western Balkans	820553	not available	not available	MR	MR-041038.01	19.07.2007	Cards Region	Governance	1.1.07	31-12-07	B	C	C	C	C	III
						Nat C	MR-041038.02	19.07.2007	Bosnia and Herzegovina	Governance	1.1.07	31-12-07	B	C	C	C	C	III
						Nat C	MR-041038.03	19.07.2007	Croatia	Governance	1.1.07	31-12-07	B	C	C	B	B	II c
						Nat C	MR-041038.04	19.07.2007	Serbia	Governance	1.1.07	31-12-07	B	C	C	C	C	III
						Nat C	MR-041038.05	19.07.2007	Macedonia	Governance	1.1.07	31-12-07	B	C	C	B	C	III
						Re-M	MR-041038.06	13.03.2008	Cards Region	Governance	1.1.07	31-03-08	C	B	C	B	C	III
						Nat C	MR-041038.07	13.03.2008	Bosnia and Herzegovina	Governance	1.1.07	31-03-08	B	B	B	C	C	II c
						Nat C	MR-041038.08	13.03.2008	Croatia	Governance	1.1.07	31-03-08	B	B	C	B	B	II b
						Nat C	MR-041038.09	13.03.2008	Serbia	Governance	1.1.07	31-03-08	B	B	B	B	B	II a
						Nat C	MR-041038.10	13.03.2008	Macedonia	Governance	1.1.07	31-03-08	B	B	C	B	C	II c
						Nat C	MR-041038.11	13.03.2008	Albania	Governance	1.1.07	31-03-08	C	C	C	C	C	III
						Nat C	MR-041038.12	13.03.2008	Kosovo	Governance	1.1.07	31-03-08	C	C	C	C	C	III
						Nat C	MR-041038.13	13.03.2008	Montenegro	Governance	1.1.07	31-03-08	B	B	B	B	B	II a
22	132384	Enhancing the capacity of legal professionals and law enforcement officials in Russia to apply the European Convention on Human Rights (ECHR) in domestic legal proceedings and practices (EIDHR Campaign 2 ū Fostering a culture of human rights)	950,000	950,000	1,900,000	MR	MR-131260.01	13.04.2010	Russia	Human Rights	22-12-06	30-06-10	B	B	B	B	B	II a
23	140324	Freedom of expression & information and freedom of the media in the South Caucasus and Moldova				Nat C	MR-125060.01	27.10.2009	Georgia	Human Rights	2.12.08	31-12-09	B	B	B	C	C	II c
						Nat C	MR-125060.02	27.10.2009	Armenia	Human Rights	2.12.08	31-12-09	B	B	B	C	B	II b
						Nat C	MR-125060.03	29.10.2009	Azerbaijan	Human	2.12.08	31-12-09	C	C	C	C	C	III

Support to Quality Monitoring Systems and Methodologies of Projects and Programmes of External Assistance financed by the EC

EUROPEAID/127731/C/SER/Multi – Contract Number: EVA/219719

Contract list	CRIS Number	Project title	Primary commitment (EC funding)	Other funding (government and/or other donors)	Total budget of operation	Re-M / Nat component	Monitoring reference	Report date	Zone benefiting from the action	Sector	Start date - actual	End date - actual / likely	Grading RQD	Grading EID	Grading ED	Grading ID	Grading PS	Performance
										Rights								
						Nat C	MR-125060.04	03.11.2009	Moldova	Human Rights	1.1.08	31-12-09	B	B	C	C	B	II c
						MR	MR-125060.05	05.11.2009	Region Neighbourhood	Human Rights	2.12.08	31-12-09	B	B	B	C	C	II c
24	140325	Civil Society Leadership Network - Ukraine, Moldova and Southern Caucasus	350000	400000	750000	Nat C	MR-122620.01	27.07.2009	Moldova	Human Rights	1.1.08	13-12-09	B	B	C	C	C	III
						Nat C	MR-122620.02	23.07.2009	Ukraine	Human Rights	1.1.08	13-12-09	B	B	B	B	B	II a
						Nat C	MR-122620.03	28.07.2009	Georgia	Human Rights	1.1.08	31-12-09	B	B	C	B	C	II c
						Nat C	MR-122620.04	27.08.2009	Azerbaijan	Human Rights	1.1.08	31-12-09	B	B	B	B	B	II a
						MR	MR-122620.05	03.09.2009	Region Neighbourhood	Human Rights	1.1.08	31-12-09	B	B	C	B	C	II c
25	141439	Transparency and efficiency of the judicial system of Ukraine	5,400,000	600,000	6,000,000	MR	MR-125121.01	28.10.2009	Ukraine	Governance	6.2.08	12.1.10	B	B	C	C	B	II c
26	146597	Promotion of European Standards in the Ukrainian Media Environment	1,500,000	120,892	1,208,918	MR	MR-115320.01	05.02.2009	Ukraine	Human Rights	9.1.08	5.1.10	C	B	B	B	B	II b
27	149825	Support for the implementation of the CBD Programme of Work on Protected Areas in the EU Neighbourhood Policy Area and Russia: extension of the implementation of the EU/Es Natura 2000 principles through the Emerald Network.	1484000	0	1484000	Nat C	MR-124221.01	30.09.2009	Azerbaijan	Other	15-12-08	16-12-11	C	B	B	B	C	II c
						Nat C	MR-124221.02	02.10.2009	Ukraine	Other	16-12-08	16-12-11	B	B	B	B	B	II a
						Nat C	MR-124221.03	19.10.2009	Georgia	Other	16-12-08	16-12-11	B	C	B	B	B	II b
						Nat C	MR-124221.04	29.10.2009	Russia	Other	16-12-08	16-12-11	C	B	C	B	B	II c
						MR	MR-124221.05	30.10.2009	Region Neighbourhood	Other	16-12-08	16-12-11	B	B	B	B	C	II b
28	153292	Regional Programme for Social Security Coordination and Social Security Reforms in South East Europe	1976509	219613	2196122	MR	MR-101822.01	8.4.08	Cards Region	Governance	18-04-08	18-01-11	B	B	B	B	B	II a
						Nat C	MR-101822.02	8.4.08	Albania	Governance	18-04-08	18-01-11	B	B	B	B	B	II a
						Nat C	MR-101822.03	8.4.08	Bosnia and Herzegovina	Governance	18-04-08	18-01-11	B	B	B	C	B	II b
						Nat C	MR-101822.04	8.4.08	Croatia	Governance	18-04-08	18-01-11	B	B	B	B	B	II a
						Nat C	MR-101822.05	8.4.08	Macedonia	Governance	18-04-08	18-01-11	B	B	B	B	B	II a

Support to Quality Monitoring Systems and Methodologies of Projects and Programmes of External Assistance financed by the EC

EUROPEAID/127731/C/SER/Multi – Contract Number: EVA/219719

Contract list	CRIS Number	Project title	Primary commitment (EC funding)	Other funding (government and/or other donors)	Total budget of operation	Re-M / Nat component	Monitoring reference	Report date	Zone benefiting from the action	Sector	Start date - actual	End date - actual / likely	Grading RQD	Grading EID	Grading ED	Grading ID	Grading PS	Performance
						Nat C	MR-101822.06	8.4.08	Kosovo	Governance	18-04-08	18-01-11	C	D	D	C	C	IV
						Nat C	MR-101822.07	8.4.08	Montenegro	Governance	18-04-08	18-01-11	B	B	B	B	B	II a
						Nat C	MR-101822.08	8.4.08	Serbia	Governance	18-04-08	18-01-11	B	B	B	B	B	II a
						Re-M	MR-101822.09	23.07.2009	Cards Region	Governance	18-04-08	18-01-11	B	B	B	B	B	II a
						Nat C	MR-101822.10	23.07.2009	Albania	Governance	18-04-08	18-01-11	B	B	B	B	B	II a
						Nat C	MR-101822.11	23.07.2009	Bosnia and Herzegovina	Governance	18-04-08	18-01-11	B	B	C	C	C	III
						Nat C	MR-101822.12	23.07.2009	Croatia	Governance	18-04-08	18-01-11	B	B	B	B	B	II a
						Nat C	MR-101822.13	23.07.2009	Kosovo	Governance	18-04-08	18-01-11	C	C	C	C	D	IV
						Nat C	MR-101822.14	23.07.2009	Montenegro	Governance	18-04-08	18-01-11	B	B	B	B	B	II a
						Nat C	MR-101822.15	23.07.2009	Macedonia	Governance	18-04-08	18-01-11	B	B	B	B	B	II a
						Nat C	MR-101822.16	23.07.2009	Serbia	Governance	18-04-08	18-01-11	B	B	B	B	B	II a
						Nat C	MR-101822.17	23.07.2009	Turkey	Governance	18-04-08	18-01-11	B	B	B	B	B	II a
						Re-M	MR-101822.18	21/06/2010	Region IPA instrument	Governance	18-04-08	17-01-11	B	B	B	B	B	II a
						Nat C	MR-101822.19	21/06/2010	Albania	Governance	18-04-08	17-01-11	B	B	B	B	B	II a
						Nat C	MR-101822.20	21/06/2010	Bosnia and Herzegovina	Governance	18-04-08	17-01-11	B	B	C	C	C	III
						Nat C	MR-101822.21	21/06/2010	Croatia	Governance	18-04-08	17-01-11	C	C	C	C	B	III
						Nat C	MR-101822.22	21/06/2010	Macedonia	Governance	18-04-08	17-01-11	B	B	C	B	B	II b
						Nat C	MR-101822.23	21/06/2010	Kosovo	Governance	18-04-08	17-01-11	C	C	C	C	C	III
						Nat C	MR-101822.24	21/06/2010	Serbia	Governance	18-04-08	17-01-11	B	B	B	B	B	II a
						Nat C	MR-101822.25	21/06/2010	Turkey	Governance	18-04-08	17-01-11	B	B	B	B	B	II a
						Nat C	MR-101822.26	21/06/2010	Montenegro	Governance	18-04-08	17-01-11	B	B	B	B	B	II a
29	153650	Support to the Prosecutors' Network	1500000	166669	1666669	MR	MR-108440.01	02.10.2008	Region IPA instrument	Governance	17-04-08	17-04-10	B	C	B	B	B	II b
						Nat C	MR-108440.02	02.10.2008	Albania	Governance	17-04-08	17-04-10	C	C	B	B	B	II c
						Nat C	MR-108440.03	02.10.2008	Bosnia and Herzegovina	Governance	17-04-08	17-04-10	B	B	B	B	B	II a

Support to Quality Monitoring Systems and Methodologies of Projects and Programmes of External Assistance financed by the EC

EUROPEAID/127731/C/SER/Multi – Contract Number: EVA/219719

Contract list	CRIS Number	Project title	Primary commitment (EC funding)	Other funding (government and/or other donors)	Total budget of operation	Re-M / Nat component	Monitoring reference	Report date	Zone benefiting from the action	Sector	Start date - actual	End date - actual / likely	Grading RQD	Grading EID	Grading ED	Grading ID	Grading PS	Performance
						Nat C	MR-108440.04	02.10.2008	Croatia	Governance	17-04-08	17-04-10	B	C	B	B	B	II b
						Nat C	MR-108440.05	02.10.2008	Macedonia	Governance	17-04-08	17-04-10	B	B	B	B	B	II a
						Nat C	MR-108440.06	02.10.2008	Kosovo	Governance	17-04-08	17-04-10	C	C	C	C	C	III
						Nat C	MR-108440.07	02.10.2008	Montenegro	Governance	17-04-08	17-04-10	B	B	B	B	B	II a
						Nat C	MR-108440.08	02.10.2008	Serbia	Governance	17-04-08	17-04-10	B	C	B	B	B	II b
						Re-M	MR-108440.09	29.07.2009	Region IPA instrument	Governance	17-04-08	17-04-10	B	C	C	C	C	III
						Nat C	MR-108440.10	29.07.2009	Albania	Governance	17-04-08	17-04-10	C	C	C	C	C	III
						Nat C	MR-108440.11	29.07.2009	Bosnia and Herzegovina	Governance	17-04-08	17-04-10	B	C	B	B	C	II c
						Nat C	MR-108440.12	29.07.2009	Croatia	Governance	17-04-08	17-04-10	B	C	B	B	C	II c
						Nat C	MR-108440.13	29.07.2009	Kosovo	Governance	17-04-08	17-04-10	C	C	D	D	D	IV
						Nat C	MR-108440.14	29.07.2009	Macedonia	Governance	17-04-08	17-04-10	B	B	B	B	B	II a
						Nat C	MR-108440.15	29/07/2009	Montenegro	Governance	17-04-08	17-04-10	B	C	B	C	C	III
						Nat C	MR-108440.16	29/07/2009	Serbia	Governance	17-04-08	17-04-10	B	C	B	B	C	II c
						Re-M	MR-108440.17	21.06.2010	Region IPA instrument	Governance	17-04-08	16-07-10	B	B	B	B	C	II b
						Nat C	MR-108440.18	23.06.2010	Albania	Governance	17-04-08	16-07-10	B	B	B	B	B	II a
						Nat C	MR-108440.19	22.06.2010	Bosnia and Herzegovina	Governance	17-04-08	16-07-10	B	B	B	B	B	II a
						Nat C	MR-108440.20	23.06.2010	Croatia	Governance	17-04-08	16-07-10	B	C	C	C	B	III
						Nat C	MR-108440.21	23.06.2010	Macedonia	Governance	17-04-08	16-07-10	B	B	B	B	B	II a
						Nat C	MR-108440.22	23.06.2010	Kosovo	Governance	17-04-08	16-07-10	B	B	B	B	C	II b
						Nat C	MR-108440.23	23.06.2010	Montenegro	Governance	17-04-08	16-07-10	B	B	B	B	C	II b
						Nat C	MR-108440.24	23.06.2010	Serbia	Governance	17-04-08	16-07-10	B	B	B	B	B	II a
30	157942	Education in Kosovo: Inter/culturalism and the Bologna Process	1,400,000	150,000	1,550,000	MR	MR-120660.01	27.05.2009	Kosovo	Other	6.12.08	6.12.11	B	B	B	B	B	II a
31	162015	05KOS01/06/008 Census Observation and Monitoring mission	594,931	289,500	883,431	MR	MR-120181.01	15.05.2009	Kosovo	Governance	16-05-06	15-05-09	B	B	B	B	B	II a

Support to Quality Monitoring Systems and Methodologies of Projects and Programmes of External Assistance financed by the EC

EUROPEAID/127731/C/SER/Multi – Contract Number: EVA/219719

Contract list	CRIS Number	Project title	Primary commitment (EC funding)	Other funding (government and/or other donors)	Total budget of operation	Re-M / Nat component	Monitoring reference	Report date	Zone benefiting from the action	Sector	Start date - actual	End date - actual / likely	Grading RQD	Grading EID	Grading ED	Grading ID	Grading PS	Performance
32	162992	04SER01/02/002 Support to Parliamentary Institutions	144,589	1,301,300	1,445,889	MR	MR-118861.01	08.04.2009	Serbia	Governance	17-11-05	30-04-09	B	C	C	B	C	III
33	163498	Women and children rights in Ukraine	1080000	120000	1200000	MR	MR-118100.01	03.04.2009	Ukraine	Human Rights	30-08-08	30-08-10	C	C	C	B	C	III
						Re-M	MR-118100.02	15/07/2010	Ukraine	Human Rights	30-08-08	30-08-10	C	B	B	B	B	II b
34	201621	Strengthening LSG in Serbia - phase 2	2,000,000	200,000	2,200,000	MR	MR-132320.01	30.04.2010	Serbia	Governance	28-04-09	28-04-12	B	C	C	B	B	II c
35	212599	Project Against Corruption in Albania	2,000,000	130,000	2,130,000	MR	MR-127682.01	22.12.2009	Albania	Governance	9.1.09	3.1.12	B	C	C	B	B	II c
36	215401	Support for Access to Justice in Armenia	4,000,000	198,075	4,159,577	MR	MR-129560.01	26.02.2010	Armenia	Governance	10.1.09	2.1.12	B	C	C	B	B	II c
37	219555	EU/CoE Support to the Promotion of Cultural Diversity in Kosovo	2,500,000	275,000	2,775,000	MR	MR-127420.01	10.12.2009	Kosovo	Human Rights	15-10-09	14-04-12	B	B	B	B	B	II a
Tot.		163	68,731,080	7,639,091	54,251,438	37												