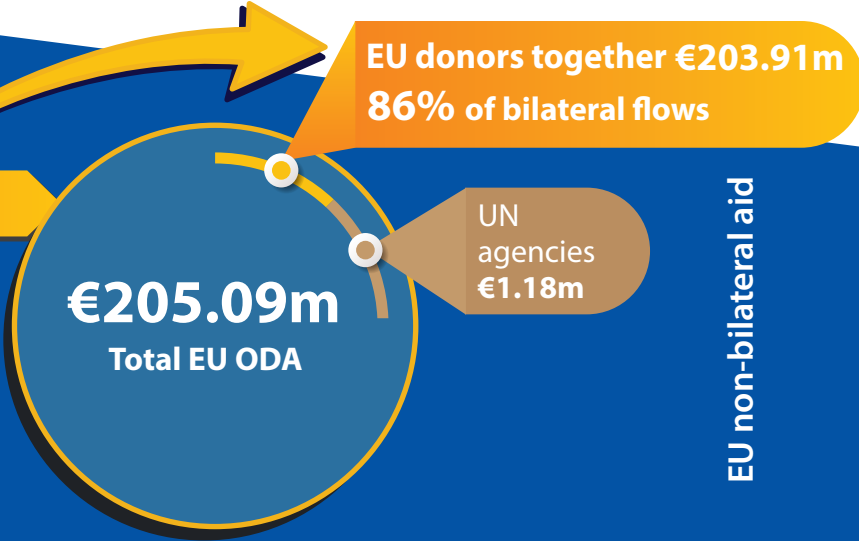
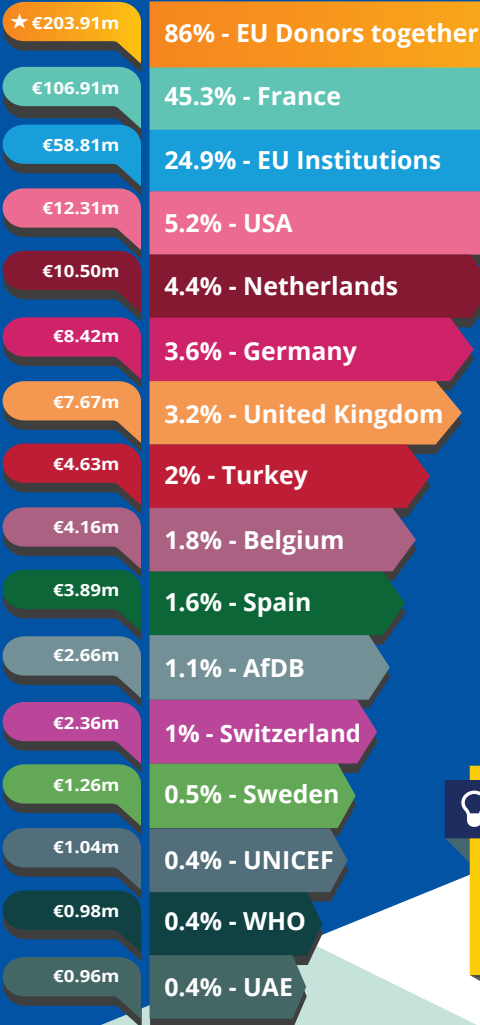





Algeria largest donors in 2017



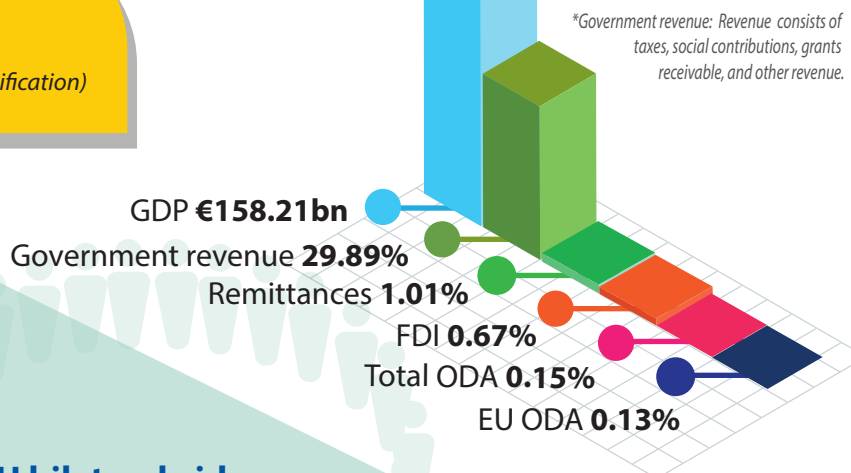
EU non-bilateral aid




ALGERIA FACTS

Upper-Middle Income Country (World Bank classification)

Aid as % share of GDP



The main sectors funded by the EU



EU bilateral aid implemented through

UN agencies	WB Group	EU Institutions	Other multilaterals
€4.72m	€0.80m	€10.00m	€0.15m

The EU and the Member States channel funds through a range of international organisations. This infographic may not fully capture all of the funds.

For more information contact:

EEAS JOINT PROGRAMMING:
joint-programming-support@eeas.europa.eu

EU AID EXPLORER:
https://euaidexplorer.ec.europa.eu

DEVCO JOINT PROGRAMMING:
devco-joint-programming-support@ec.europa.eu

Sources:

OECD DAC CRS: <https://stats.oecd.org/qwids/>

MF WEO 2018 Database:
<http://www.imf.org/external/pubs/ft/weo/2018/01/weodata/index.aspx>

Exchange rate: \$1 = €0.887397 (OECD exchange rate for 2017)

JOINT PROGRAMMING TRACKER:

<https://europa.eu/capacity4dev/joint-programming-tracker>

Note: EU refers to EU Institutions and Member States together

