



INTEGRATED FOOD SECURITY PHASE CLASSIFICATION

THE REPUBLIC OF SOUTH SUDAN

September 2015 Food Security and Nutrition Analysis - KEY MESSAGES

An estimated **3.9 million people (3.1 million in Crisis and 800,000 in Emergency)** or **34% of the population** are classified as **severely food and nutrition insecure** and are unable to meet their food needs in September. This is an 80% increase compared to the same period last year. Of extreme concern is the estimated **30,000 people in Unity State who are experiencing Catastrophe and are likely to deteriorate into famine in the absence of urgent and immediate humanitarian access**. Although the August-September period typically marks the start of green harvests and reflects an improving situation from the peak-lean season, the long-term effects of the conflict coupled with high food prices, erratic rainfall patterns, depleted livelihood options and limited humanitarian access continue to put pressure on households' food security affecting not only the Greater Upper Nile States, but also extending to traditionally stable states like Northern Bahr el-Ghazal, Lakes, Warrap and the Greater Equatoria States.

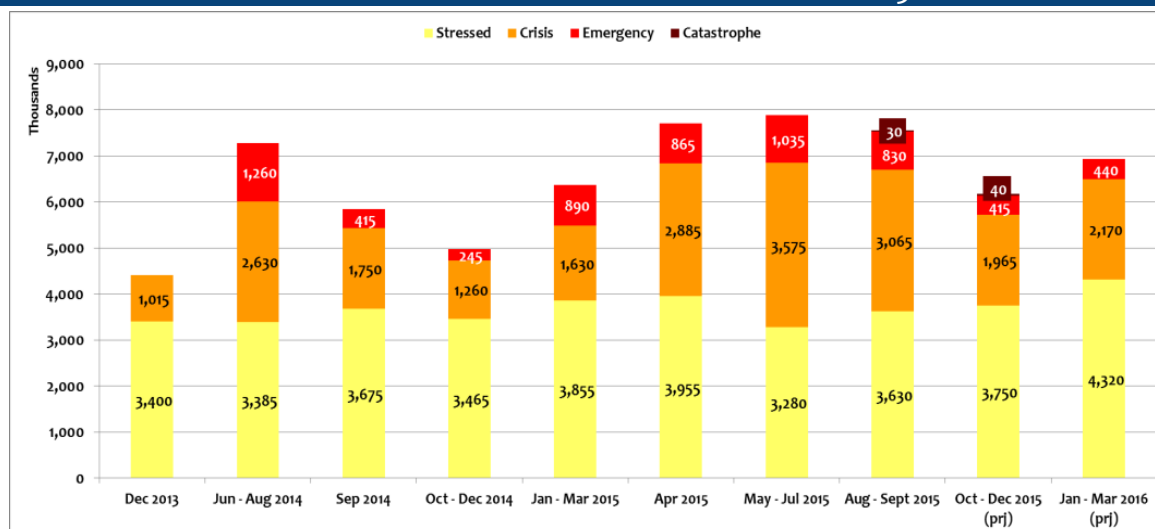
1. **The food security situation of an estimated 30,000 people in Unity State (particularly Leer, Guit, Koch and Mayendit counties) is extremely concerning as there is likelihood of a famine occurring in the next few months if urgent humanitarian access is not provided.** Limited but reliable evidence from recent assessments shows displaced households facing huge consumption gaps, with some households facing catastrophic food security conditions reducing consumption to as little as one meal per day consisting of only fish and water lilies. Data from Bentiu Protection of Civilian (PoC) camp shows Global Acute Malnutrition (GAM) prevalence above the *Catastrophe* thresholds (GAM >30%) indicating the situation in these counties of origin is likely to be worse. Similarly, the surrounding counties show above *Emergency* level malnutrition thresholds (GAM >15%). Multiple shocks such as loss of livestock through looting, crop failure and multiple displacements have left these people with no choice but to rely on wild food and/or humanitarian assistance. Humanitarian action is therefore urgently needed to prevent escalating malnutrition and death. In order to confirm the extent of the *Catastrophe*, the IPC Technical Working Group urgently seeks to conduct rapid verification assessments in all the worst affected areas.
2. **For the first time in the IPC history of South Sudan large deterioration can be seen in the Greater Equatoria region** due to a combination of factors: market disruption, economic downturn, insecurity and localized crop failures. Preliminary data indicates average to below-average production of the first harvest due to poor rainfall distribution, however the situation is likely to improve with the expectation of normal to above-normal rainfall for the second season, which will likely translate to better crop yields.
3. **The economic downturn has resulted in record high food prices** (up to 150% compared to average) which has significantly affected the purchasing power of households across the country with significant effects being felt in Greater Bahr el-Ghazal States and the Urban-Poor population (30% in IPC Phase 3 and 4).
4. **Conflict continues to have a profound impact on livelihoods.** In Unity and Upper Nile States conflict continues to be a major driver of food insecurity through population displacements. Households have increased the sale of natural resource products, which is now the main source of income for approximately half of households in both states. Sales of livestock and livestock products have increased both in Jonglei and Upper Nile States as households grapple with high food prices, and participation of households in the traditional formal economy in terms of salaried and casual labour remains very limited. Limited income opportunities cause a further shift to less-stable low-income activities.
5. **As the harvest season progresses (October to December), the food security situation is expected to progressively improve as households will have greater access to own production and income from crop sales.** In addition to the crop harvests, households are also expected to have improved access to fish, livestock products and wild foods. **However, the expected improvement will be lower than the levels realized in 2014 and other typical years in South Sudan.** It is projected that about 2.4 million people (a 60% increase from same period last year) will continue to face severe food and nutrition insecurity, the majority of whom are in Unity, Upper Nile and Jonglei States. Further, in the period just before the start of the lean season (January to March) an estimated 2.6 million will remain severely food and nutrition insecure. It is important to note that changing conditions relating to economy and trade plus security and conflict may significantly affect the projections.

Produced by the IPC Technical Working Group in South Sudan

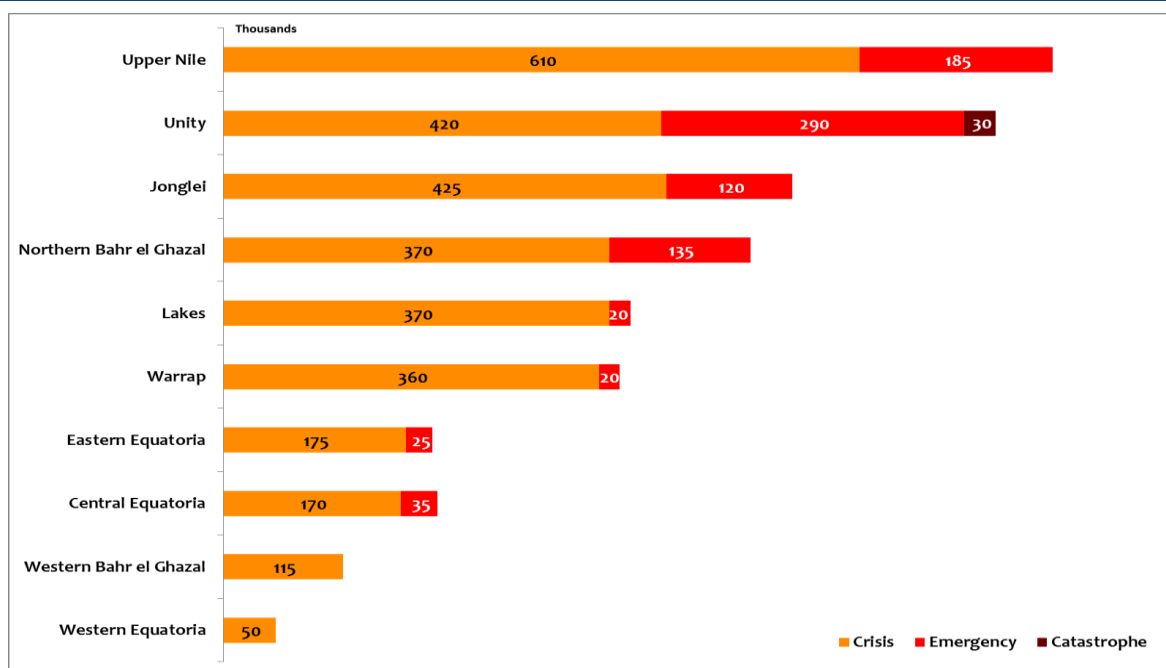


6. The overall nutrition situation in August-September remains *Critical* with GAM prevalence above the *Emergency* threshold (GAM >15%) in the conflict affected states of the Greater Upper Nile region (Jonglei, Unity and Upper Nile States) and the perennially high malnutrition prevalence in the states of Northern Bahr el-Ghazal and Warrap. The nutrition situation has particularly deteriorated in Unity State to *Very Critical* and above the *Catastrophe* thresholds (GAM >30%). High prevalence of acute malnutrition is attributed to inadequate food consumption, poor maternal and child feeding practices, morbidity, and constrained health and nutrition service delivery. From October to December 2015, the nutrition situation is likely to remain in *Emergency* situation for conflict-affected and perennially high prevalence states, and *Serious* (GAM 10-14.9%) in Lakes and Western Bahr el-Ghazal States and among Juba's urban-poor households. Nutrition situation deterioration is emerging in the previously stable Western Equatorial counties of Mundri East and Mvolo. Overall, continued integrated interventions are required to prevent further deterioration.
7. Although the analysis shows the impact of humanitarian assistance in mitigating food insecurity for at least five counties, humanitarian assistance needs remain high in states most affected by the conflict where it has been inadequate due to lack of access. The IPC TWG requests urgent support for immediate rapid verification assessments in these worst-affected areas, specifically Leer, Guit, Koch and Mayendit counties.

COMPARISON OF NATIONAL POPULATION IN DIFFERENT PHASES SINCE DECEMBER 2013

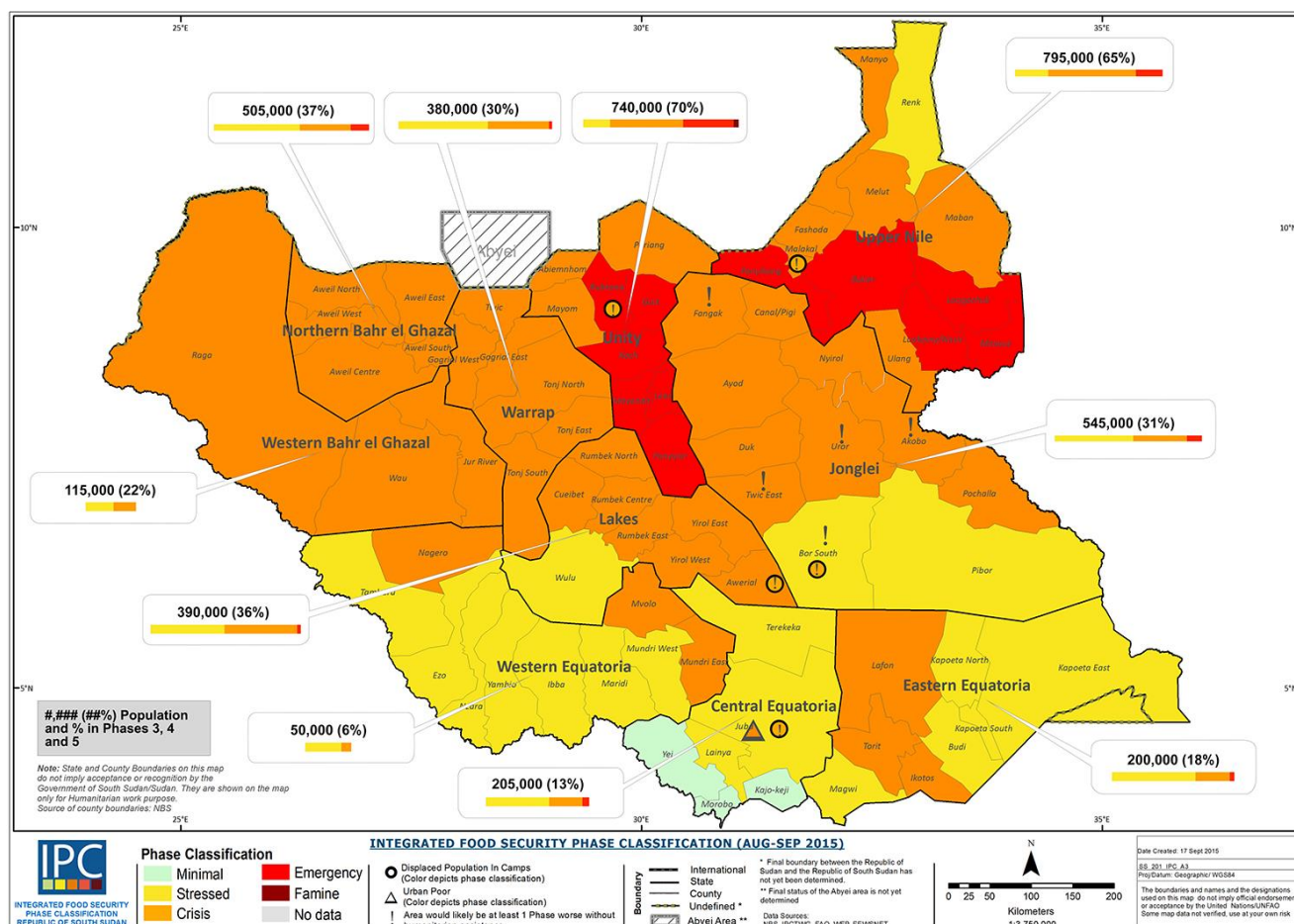


COMPARISON OF POPULATION BY STATE IN PHASES 3-5 FOR CURRENT PERIOD AUG-SEP 2015



Produced by the IPC Technical Working Group in South Sudan

IPC CLASSIFICATION FOR SOUTH SUDAN FOR CURRENT PERIOD AUG–SEP 2015



Note: State and County boundaries on this map do not imply acceptance or recognition by the Government of South Sudan and partners. They are shown on the map only for humanitarian work purposes. Source: NBS

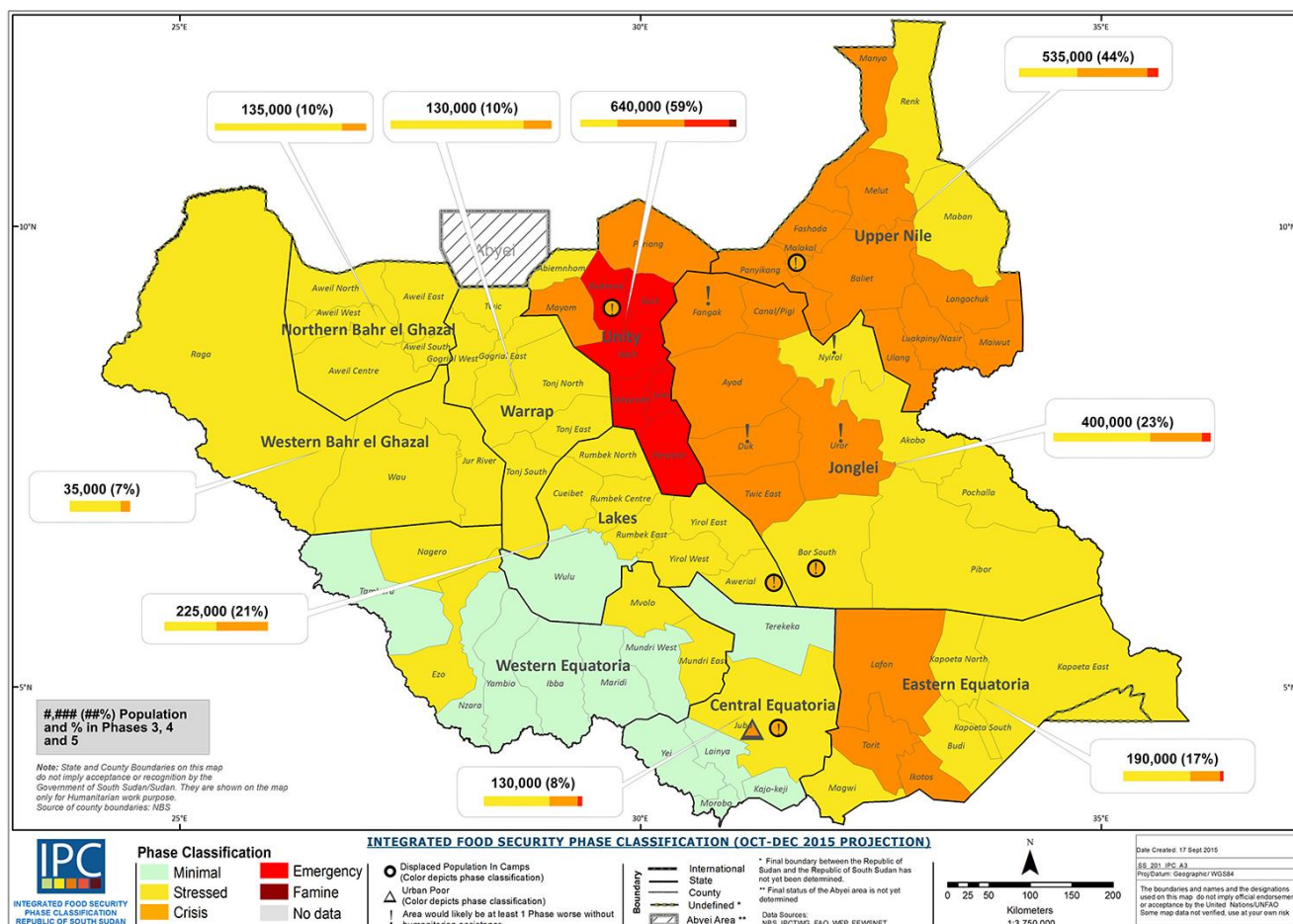
POPULATION DISTRIBUTION FOR CURRENT PERIOD AUG–SEP 2015

State	Mid-2015 Population (NBS)	Minimal	Stressed	Crisis	Emergency	Famine
Central Equatoria	1,554,187	1,050,000	325,000	170,000	35,000	-
Eastern Equatoria	1,122,365	495,000	430,000	175,000	25,000	-
Jonglei	1,759,071	230,000	620,000	425,000	120,000	-
Lakes	1,075,135	380,000	380,000	370,000	20,000	-
Northern Bahrel- Ghazal	1,368,984	230,000	630,000	370,000	135,000	-
Unity	1,011,925	45,000	155,000	420,000	290,000 (30,000* individuals in Catastrophe (IPC Phase 5))	-
Upper Nile	1,214,871	120,000	230,000	610,000	185,000	-
Warrap	1,276,953	365,000	530,000	360,000	20,000	-
Western Bahr el-Ghazal	526,666	265,000	145,000	115,000	-	-
Western Equatoria	784,492	550,000	185,000	50,000	-	-
Total	11,694,648	3,730,000	3,630,000	3,065,000	860,000	0

*Integrated Food Security Phase Classification, or IPC, describes acute food insecurity at the household and area level. At the **household level**, *Catastrophe* (IPC Phase 5) is described as: "Even with any humanitarian assistance, household group has an extreme lack of food and/or other basic needs even with full employment of coping strategies." Famine (IPC Phase 5) applies to the **area level** and is declared when more than 20 percent of households are classified in *Catastrophe*, the prevalence of GAM exceeds 30 percent, and the Crude Death Rate exceeds 2/10,000/day.

IPC CLASSIFICATION FOR SOUTH SUDAN FOR PROJECTION PERIOD OCT–DEC 2015

Produced by the IPC Technical Working Group in South Sudan



Note: State and County boundaries on this map do not imply acceptance or recognition by the Government of South Sudan and partners. They are shown on the map only for humanitarian work purposes. Source: NBS

POPULATION DISTRIBUTION FOR PROJECTION PERIOD OCT-DEC 2015

State	Mid-2015 Population (NBS)	Minimal	Stressed	Crisis	Emergency	Famine
Central Equatoria	1,554,187	1,210,000	260,000	110,000	20,000	-
Eastern Equatoria	1,122,365	545,000	385,000	170,000	20,000	-
Jonglei	1,759,071	370,000	635,000	340,000	60,000	-
Lakes	1,075,135	695,000	230,000	225,000	-	-
Northern Bahr el-Ghazal	1,368,984	510,000	720,000	135,000	-	-
Unity	1,011,925	90,000	200,000	360,000	240,000 (40,000* individuals in Catastrophe (IPC Phase 5))	-
Upper Nile	1,214,871	205,000	385,000	460,000	75,000	-
Warrap	1,276,953	535,000	615,000	130,000	-	-
Western Bahr el-Ghazal	526,666	305,000	185,000	35,000	-	-
Western Equatoria	784,492	650,000	135,000	-	-	-
Total	11,694,648	5,115,000	3,750,000	1,965,000	455,000	0

*Integrated Food Security Phase Classification, or IPC, describes acute food insecurity at the household and area level. At the **household level**, *Catastrophe* (IPC Phase 5) is described as: "Even with any humanitarian assistance, household group has an extreme lack of food and/or other basic needs even with full employment of coping strategies." Famine (IPC Phase 5) applies to the **area level** and is declared when more than 20 percent of households are classified in *Catastrophe*, the prevalence of GAM exceeds 30 percent, and the Crude Death Rate exceeds 2/10,000/day.

Produced by the IPC Technical Working Group in South Sudan

