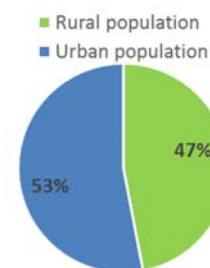


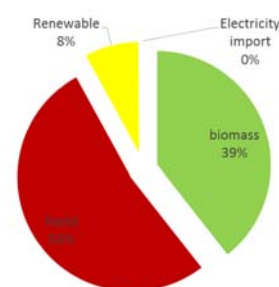
Social and economic set-up

	Year	Unit	Value
Total population	2014	Million	26.8 ¹
Population growth	2014	%	2.4 ¹
Surface	2014	km ²	238,540 ¹
GDP (current US\$)	2014	Billion USD	38.6 ¹
GDP per capita (current international \$)	2014	USD per cap	1,440 ¹
GDP growth	2014	Annual %	4.0 ¹
Fragile state	2014	Status	No ²
Governance (Mo Ibrahim index)	2014	Index/rank	68.2/7 ³
Variation of governance over 5 years	2014	Index	+1.6 ³
Human development index	2013	Index/rank	0.573/138 ⁴



Energy used (1 million toe = 11,65 MWh)

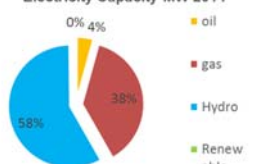
	Year	Unit	Value
Primary Energy – TPES	2013	Million toe	8.99 ⁵
Primary Energy – Biomass	2013	Million toe	3.55 ⁵
Primary Energy – Fossil	2013	Million toe	4.74 ⁵
Primary Energy – Renewable (incl. hydro)	2013	Million toe	0.71 ⁵
Primary Energy – Electricity import	2013	Million toe	-0.008 ⁵
Primary Energy – Net oil import	2013	Million toe	-340 ⁵
Final Energy – Total	2013	Million toe	6.65 ⁵
Final Energy – Modern energy BLEN ⁶	2013	Million toe	1.05 ⁵
Final Energy – Electricity	2013	TWH	12.77 ⁵



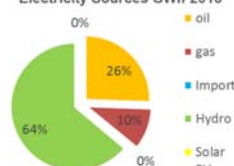
Electricity

	Year	Unit	Value
Peak demand	2013	MW	1,791 ⁷
Installed connected capacity	2013	MW	2,936 ⁷
Thermal installed capacity (fossil fuels)	2013	MW	1,348 ⁷
Hydro installed capacity	2013	MW	1,580 ⁷
Renewable installed capacity (excl. hydro) ¹²	2013	MW	2.5 ⁷
IPP/installed capacity	2013	%	To be confirmed
Electricity generation	2013	GWh	12,911 ⁷
Electricity generation from fossil fuels	2013	GWh	8,233 ⁷
Electricity generation from hydro	2013	GWh	4,635 ⁷
Electricity generation from renewable	2013	GWh	5.0 ⁷
Electricity consumption including self-consumption and losses	2012	GWh	11,485 ⁵
Average energy consumption/capita	2012	KWh per cap	434 ⁵
Losses (total, technical and non-technical) as % of the production	2012	%	22 ⁵
Losses (total, technical and non-technical)	2012	GWh	2,646 ⁵
Imports (+) exports (-)	2012	GWh	-539 ⁵
Total electrification rate ⁸	2012	%	52
Urban/rural electrification rate ⁸	2011	%	70/32
HV lines ⁹	2012	km	4,421 ¹⁰
MV lines ⁹	2012	km	40,115 ¹¹
LV lines ⁹	2012	km	51,267 ¹¹
Renewable energy/total electricity generation	2012	%	67.1
Connections to low voltage grid	2012	Thousand	2,600
Average tariff/social	2013	US\$/kWh	13.04/6.07
Ratio cost/tariff	2013	%	To be confirmed

Electricity Capacity MW 2014



Electricity Sources GWh 2013



1 <http://data.worldbank.org/>; 2 no/yes (low/lower middle/upper middle) www.oecd.org/dac/infact/FSR-2014.pdf, siteresources.worldbank.org/EXTLICUS/Resources/511777-1269623894864/HarmonizedlistoffragilestatesFY14.pdf; 3 www.moibrahimfoundation.org/interact (rank on 52 countries; rank 1 Mauritius 81.7; rank 52 Somalia 8.6);

4 hdr.undp.org/en/countries/profiles/GHA; 5 www.iea.org/statistics/statisticssearch/report/?year=2012&country=GHANA&product=Balances; 6 BLEN comprises GPL, electricity, natural gas and biogas

7 http://energy.com.gov.gh/files/Energy%20Commission%20-%202014Energy%20Outlook%20for%20Ghana_final_2014.pdf; 8 Calculated as population with access to an electricity source in their habitat compared to the entire population; 9 High Voltage (>50 kV), medium voltage (1-50 kV), low voltage (<1000 V); 10 Gridco; 11 ECG + NEDCo; 12 Renewable excluding hydro (waste, biomass, biogas, geothermal, solar, wind, marine).

Legal, regulatory and institutional framework

Energy policy	Ghana Shared Growth and Development Agenda (GSGDA); Energy Sector Policy Statement 2010; Energy Sector Strategy and development plan 2010; SE4ALL action plan; SE4ALL investment prospectus
Energy law	The Renewable Energy Act (832 of 2011)
Ministerial implementation decrees	Electricity Supply and Distribution (Standards of Performance) Regulations, 2008 (LI 1935)
Electricity/energy regulator	Technical regulator: Energy Commission (EC); Economic regulator: Public Utilities Regulatory Commission (PURC)
Operators in charge of electricity	Two state generators: the Volta River Authority (VRA), and Bui Power Authority (BPA) + IPPs; One transmission company: Gridco, unbundled from VRA in 2008; Three distribution companies: the Electricity Company of Ghana (ECG), the Northern Electricity Distribution Company (NEDCo), and Enclave Power
Institution in charge of rural electrification	The Ministry of Energy and Petroleum has since 1990 been implementing the National Electrification Scheme (NES), aimed at extending the reach of electricity to all parts of the country by the year 2020 (but now to be achieved by 2016)
Institution in charge of renewable energy	The Energy Commission (EC) has initiated a programme to support the installation of grid connected solar systems in some public institutions. The Ministry of Power is supporting the EC to undertake a more detailed wind resource assessment of the potential sites along the coast for the development of wind parks for power generation. The Ministry is also working with the Volta River Authority, the Bui Power Authority and other private developers to undertake further studies towards the development of small and medium hydro power systems.
Institution in charge of energy conservation and energy efficiency	To be confirmed
Energy objectives	Ensure a 10% share of electricity from non-hydro renewable origin in 2020; 80% population with access to electricity by 2015, 100% by 2020; by 2020, 2 million households have adopted improved cook stoves
Policy for energy purchase tariff	Power Purchase Agreement subject to approval of regulator
Policy for net metering	None but EC plans for a 200 000 roof top PV programme
Public procurement procedures	International competitive tendering is the preferred procurement approach as set-out under the Public Procurement Act, 2003 (Act 663)
Unbundling of production/transport/distribution	Unbundling of Generation, Transmission and Distribution companies

Private sector and business environment

Institutions in charge of private sector promotion	The Association of Ghana Industries ; The Private Enterprise Foundation
Incentives measures	Public Private Partnership Act (year tbc); Ghana Investment Promotion Center Act (GIPC Act)
Traditional subsidies	Life line electricity tariff and petroleum products are subsidized
IPP (Independent power producer)	Sunon Asogli (200 MW) Cenit (110 MW) Amandi (190 MW) Jacobsen (360 MW)
Public-Private partnership	PPP projects are presently processed in accordance with PPP policy guidelines approved by Cabinet in 2011 and in accordance with the Public Procurement Act. The draft PPP Bill should to be passed into law.
Business index	Ranked 70 out of 186 economies in 2015

International cooperation in the energy sector

Joint Declaration EU-Country	None
Energy as focal sector in the 11th EDF	No
Members of Energy Sector Working Group	EU, WB, IFC, AfDB, Switzerland, WB, MCC, JICA, Norway, JICA, Spain, DFID, USAID, MCC, GIZ, KfW, Korea, AFD, Netherlands, UNDP
Sectorial coordination mechanism	There is an energy sector working group

Main concerns

- Resolve power crisis (Dumsor for persistent electric power outages)
- GoG is committed to private sector participation in the distribution sector
- Promote productive use of electricity
- Develop the use of modern energy for cooking and promote the use of energy efficient cook stoves, LPG and biogas
- Provide access to electricity for remote communities using off-grid systems
- Reduce technical and non-technical losses on the electric grid and improve the recovery rate
- Define and co-ordinate investment programmes and funding
- Enhance capacity of institutional entities, decision makers and technicians