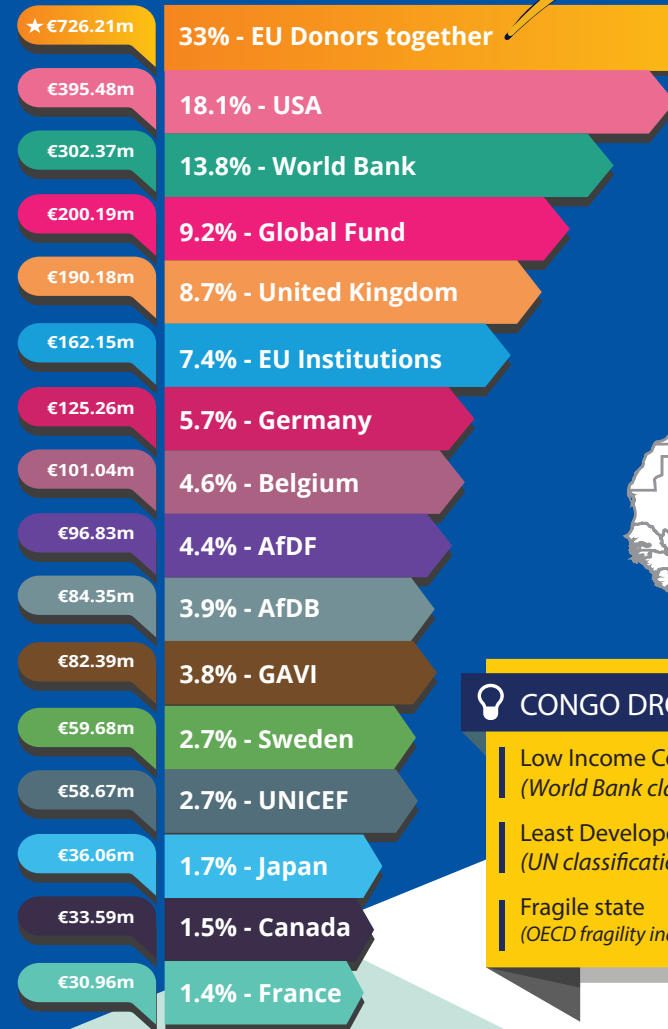




## Congo DRC largest donors in 2017



**€845.29m**  
Total EU ODA

**EU donors together €726.21m**  
33% of bilateral flows

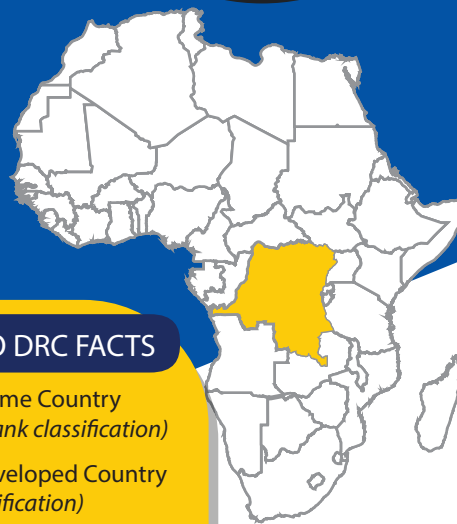
WB (IDA)  
€86.27m

UN  
agencies  
€32.81m

EU non-bilateral aid

### CONGO DRC FACTS

- Low Income Country  
(World Bank classification)
- Least Developed Country  
(UN classification)
- Fragile state  
(OECD fragility index) (WB, 2018)



### Aid as % share of GDP

\*Government revenue: Revenue consists of taxes, social contributions, grants receivable, and other revenue.

GDP **€36.77bn**

Government revenue **10.40%**

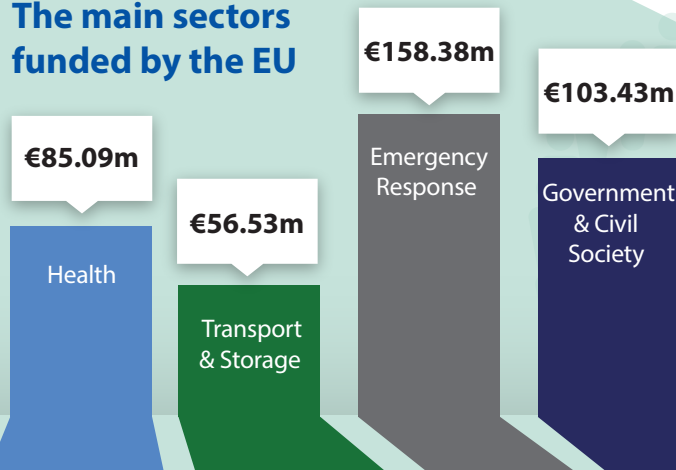
Remittances **3.07%**

FDI **2.54%**

Total ODA **5.94%**

EU ODA **1.97%**

### The main sectors funded by the EU



### EU bilateral aid implemented through

UN agencies  
€142.80m

WB Group  
€2.62m

Other multilaterals  
€5.36m

The EU and the Member States channel funds through a range of international organisations.  
This infographic may not fully capture all of the funds.

### For more information contact:

EEAS JOINT PROGRAMMING:  
[joint-programming-support@eeas.europa.eu](mailto:joint-programming-support@eeas.europa.eu)

EU AID EXPLORER:  
<https://euaidexplorer.ec.europa.eu>

DEVCO JOINT PROGRAMMING:  
[devco-joint-programming-support@ec.europa.eu](mailto:devco-joint-programming-support@ec.europa.eu)

### Sources:

OECD DAC CRS: <https://stats.oecd.org/org/qwids/>  
MF WEO 2018 Database:  
<http://www.imf.org/external/pubs/ft/weo/2018/01/weodata/index.aspx>  
Exchange rate: \$1 = €0.887397 (OECD exchange rate for 2017)

JOINT PROGRAMMING TRACKER:  
<https://europa.eu/capacity4dev/joint-programming-tracker>

Note: EU refers to EU Institutions and Member States together

