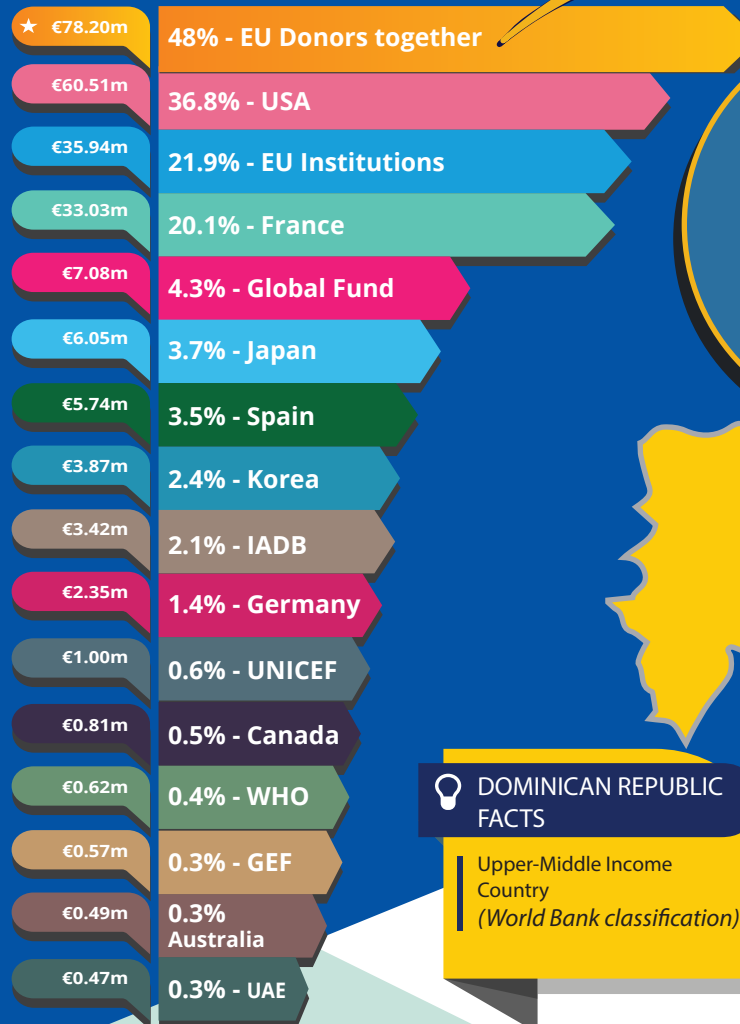




Dominican Republic largest donors in 2017



€78.84m
Total EU ODA

EU donors together €78.20m
48% of bilateral flows

UN
agencies
€0.64m

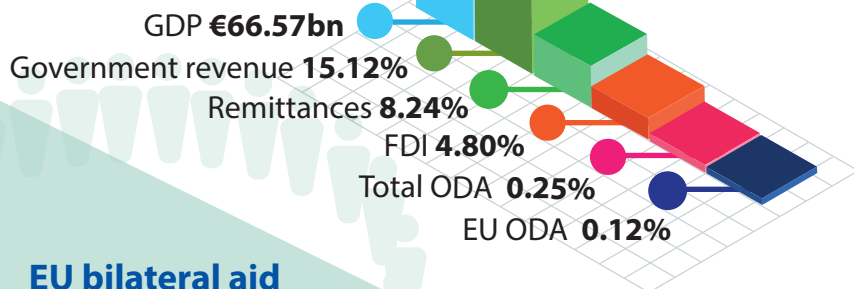
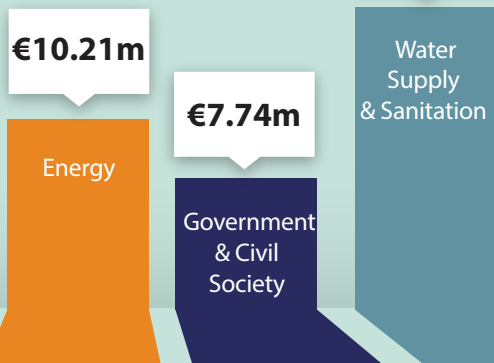
EU non-bilateral aid

**DOMINICAN REPUBLIC
FACTS**
Upper-Middle Income
Country
(World Bank classification)

**Aid as %
share
of GDP**

*Government revenue: Revenue consists of taxes, social contributions, grants receivable, and other revenue.

The main sectors funded by the EU



EU bilateral aid implemented through

UN agencies
€0.00m

The EU and the Member States channel funds through a range of international organisations.
This infographic may not fully capture all of the funds.

For more information contact:

EEAS JOINT PROGRAMMING:
joint-programming-support@eeas.europa.eu

EU AID EXPLORER:
https://euaidexplorer.ec.europa.eu

DEVCO JOINT PROGRAMMING:
devco-joint-programming-support@ec.europa.eu

Sources:

OECD DAC CRS: <https://stats.oecd.org/qwids/>
MF WEO 2018 Database:
<http://www.imf.org/external/pubs/ft/weo/2018/01/weodata/index.aspx>
Exchange rate: \$1 = €0.887397 (OECD exchange rate for 2017)

JOINT PROGRAMMING TRACKER:
<https://europa.eu/capacity4dev/joint-programming-tracker>

Note: EU refers to EU Institutions and Member States together

