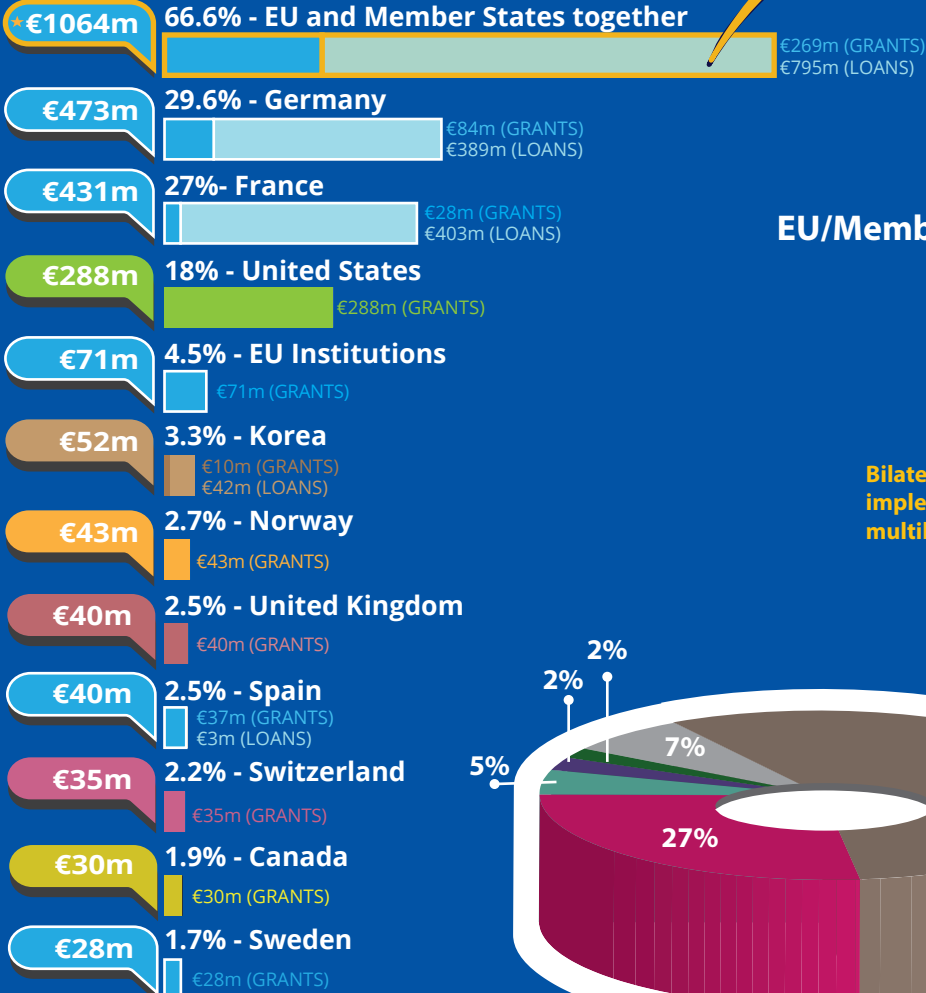




## Colombia's partners in 2018\*

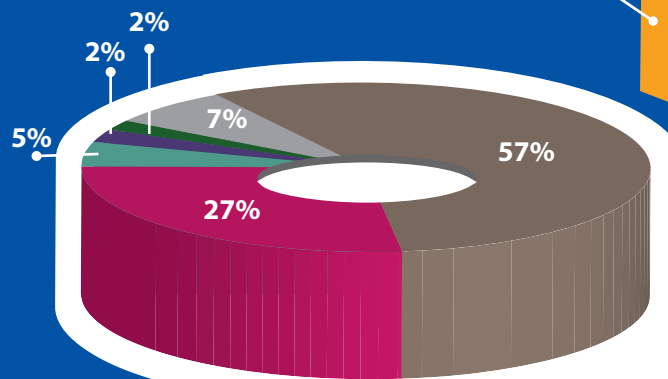
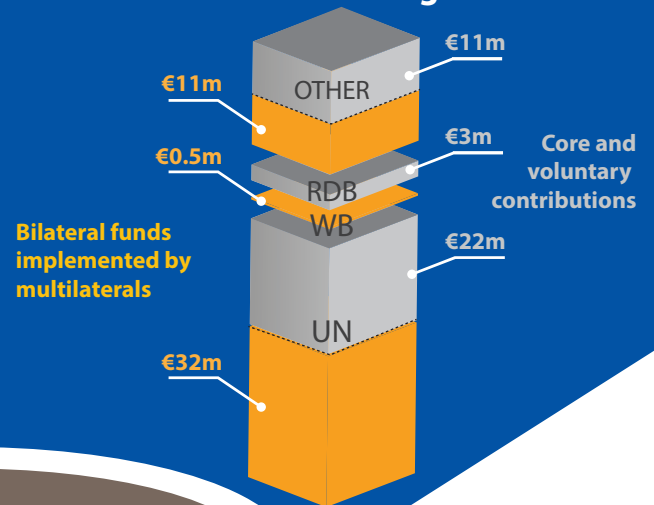


**€1100m**  
Total EU /  
Member States  
ODA

**€1064m** EU/Member  
States together  
**66.6%** of global  
bilateral flows

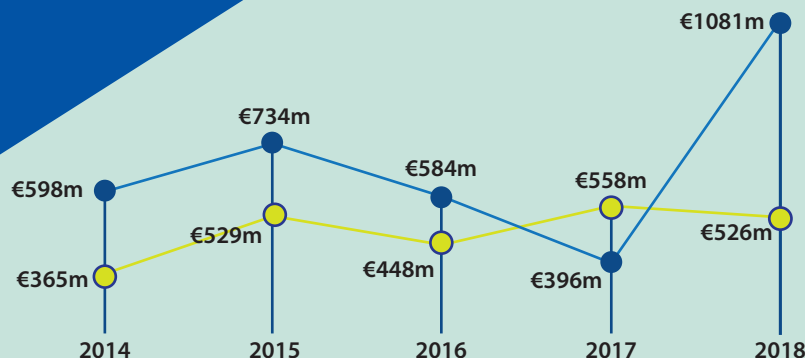
EU/MS  
multilateral  
core and  
voluntary  
contributions  
**€36m**

### EU/Member States funds through multilaterals



- Multi-Sector / Cross-Cutting
- Government & Civil Society
- Education
- Emergency Response
- Refugees in Donor Countries
- Other

\*Based on ODA disbursements  
in the particular year.



### For more information contact:

EEAS JOINT PROGRAMMING:  
joint-programming-support@eeas.europa.eu

EU AID EXPLORER:  
https://euaidexplorer.ec.europa.eu

DEVCO JOINT PROGRAMMING:  
devco-joint-programming-support@ec.europa.eu

NEAR JOINT PROGRAMMING  
NEAR-JOINT-PROGRAMMING@ec.europa.eu

### Sources:

OECD DAC CRS  
IMF WEO 2018 Database

Exchange rate: \$1 = €0.8473  
(OECD exchange rate for 2018)

### JOINT PROGRAMMING TRACKER:

<https://europa.eu/capacity4dev/joint-programming-tracker>

Note: EU/MS refers to the EU and its Member States together.

Differences between figures for total EU/MS ODA and ODA trends are due to use of different OECD data sources (with higher level of granularity in 2018).

RDBs = Regional Development Banks.





# Investing in Sustainable Development in Colombia



**GDP €280.5bn ↑**

GDP per capita  
Fiscal position

€ 5,650 ↓\*  
+0.2% ↑



**Population 49.65m ↑**

Poverty head count ratio at national poverty line 27% ↓  
Multidimensional poverty 4.8% ↓  
GINI index 49.7 ↓

**Human Development Index (UN)**

Index 0.76 ↑  
Ranking (of 189 countries) 79



Upper Middle Income Country (World Bank classification)



**Trade figures (% of GDP)**

Imports of goods 15 ↓  
Exports of goods 13.4 ↓  
Imports of services 4.0 ↑  
Exports of services 2.9 ↑

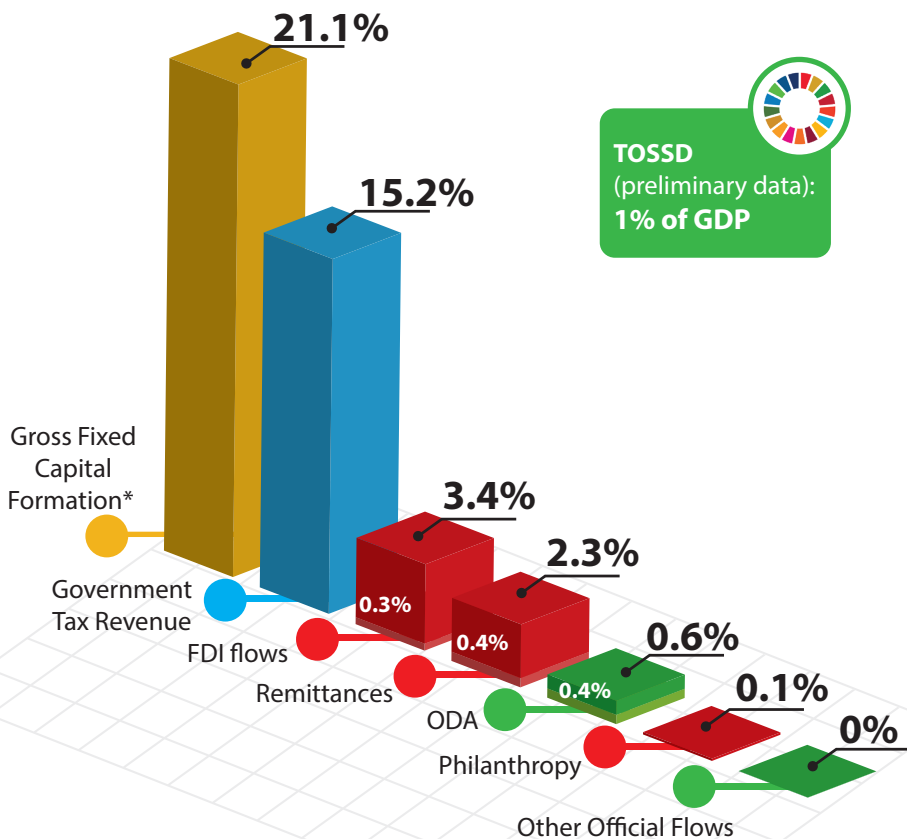
**Ease of doing business index**

Index 70.1 ↑  
Ranking (of 190 countries) 67

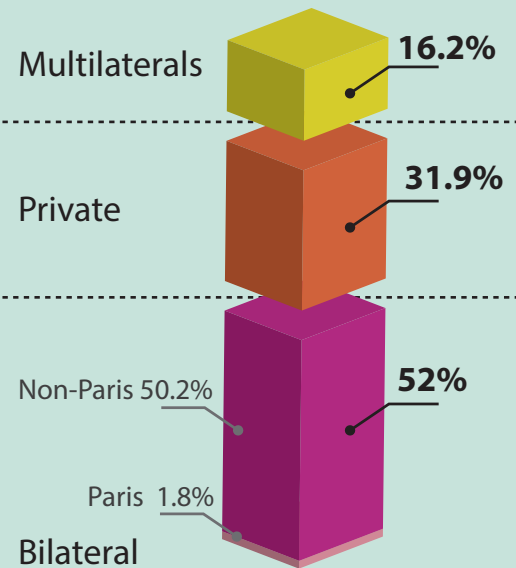


\* Compared to average of previous years

## Financing for Development as % share of GDP



## External debt stock €114.3bn



**Total Debt as share of GDP 40.8%**

**Total Debt servicing as share of GDP 7.4%**



### For more information contact:

EuropeAid-FINANCING-FOR-SUSTAINABLE-DEVELOPMENT@ec.europa.eu

Exchange rate: \$1 = €0.8473  
(OECD exchange rate for 2018)

### Sources:

OECD DAC CRS, World Bank WDI  
UNDP, EDGAR, JRC, World Bank  
Remittances database, Eurostat  
and IMF External Debt Statistics

Note: EU/MS refers to the EU and Member States together

For more information on TOSSD: [www.tossd.org](http://www.tossd.org)

\*Measure of total investment in the domestic economy (overlap with FDI possible)

Paris refers to debts to the Paris Club of creditors (22 countries)

