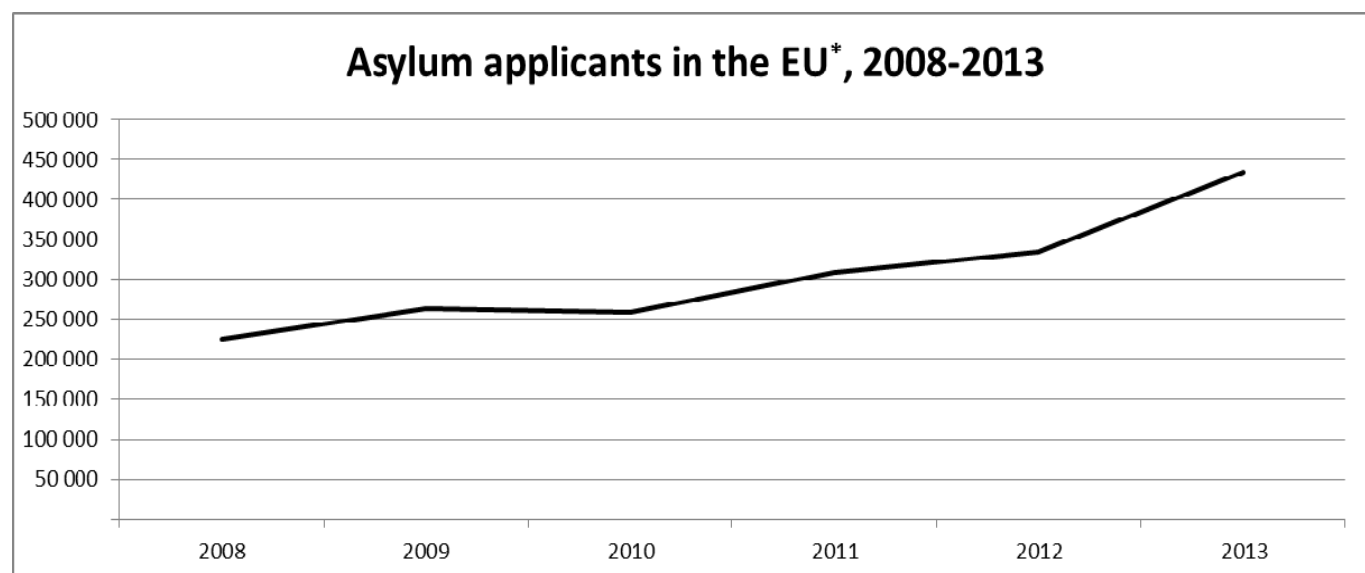


## Asylum in the EU28

# Large increase to almost 435 000 asylum applicants registered in the EU28 in 2013

## Largest group from Syria

In 2013, 435 000 asylum applicants<sup>1</sup> were registered in the **EU28**. It is estimated that around 90% of these were new applicants and around 10% were repeat applicants<sup>2</sup>. In 2012, there were 335 000 asylum applicants.



\* EU refers to EU27 for the years 2008 to 2012 and to EU28 for 2013.

These data<sup>3</sup> on asylum applicants in the **EU28** are published in a report<sup>4</sup> issued by **Eurostat, the statistical office of the European Union**.

### Germany, France, Sweden, the United Kingdom and Italy registered 70% of all applicants

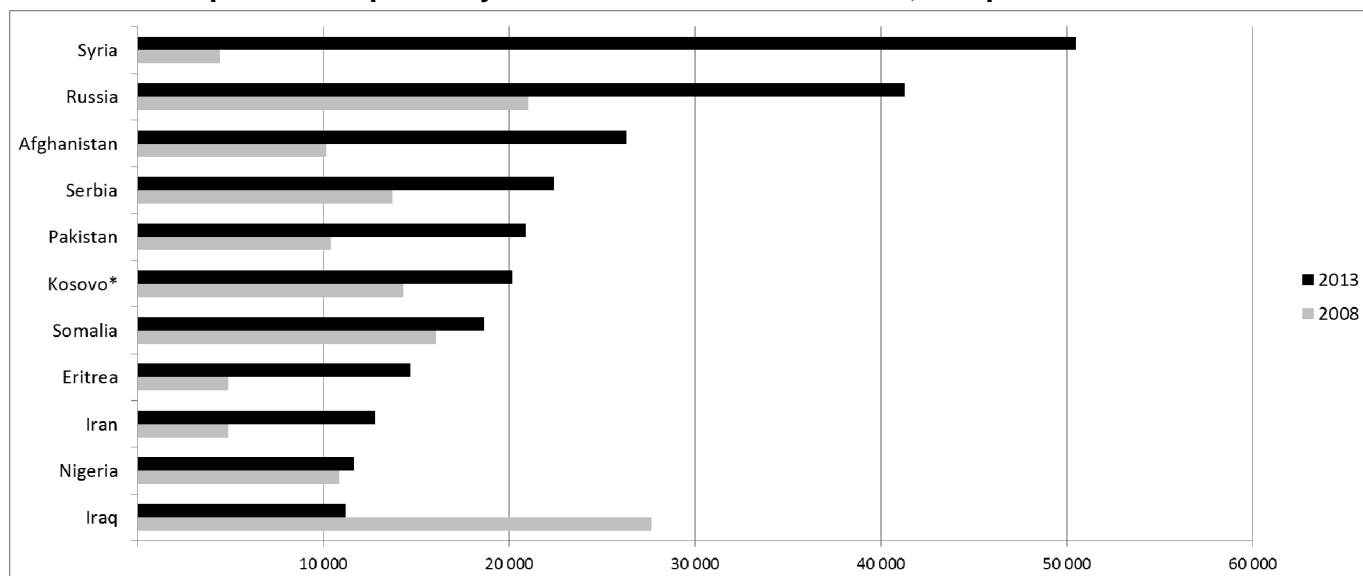
In 2013, the highest number of applicants was registered in **Germany** (127 000 applicants, or 29% of total applicants), followed by **France** (65 000, or 15%), **Sweden** (54 000, or 13%), the **United Kingdom** (30 000, or 7%) and **Italy** (28 000, or 6%). These five Member States accounted for 70% of all applicants registered in the **EU28** in 2013.

Compared with the population of each Member State, the highest rates of applicants registered were recorded in **Sweden** (5 700 applicants per million inhabitants), **Malta** (5 300), **Austria** (2 100), **Luxembourg** (2 000), **Hungary** and **Belgium** (both 1 900). Rates below 100 applicants per million inhabitants were observed in seven Member States: **Portugal** (50), the **Czech Republic** (65), **Estonia** (70), **Romania** (75), **Slovakia** (80), **Latvia** and **Spain** (both 95). In 2013, there were 860 asylum applicants per million inhabitants in the **EU28**.

### Syrians and Russians accounted for nearly a quarter of all asylum seekers

**Syria** (50 000 asylum applicants, or 12% of the total number of applicants) became in 2013 the first main country of citizenship of these applicants, ahead of **Russia** (41 000, or 10%), **Afghanistan** (26 000, or 6%), **Serbia** (22 000, or 5%), **Pakistan** (21 000, or 5%) and **Kosovo** (20 000, or 5%).

## Top citizenships of asylum seekers in the EU in 2013, compared with 2008



\* Kosovo under UN Security Council Resolution 1244. 2009 data instead of 2008.

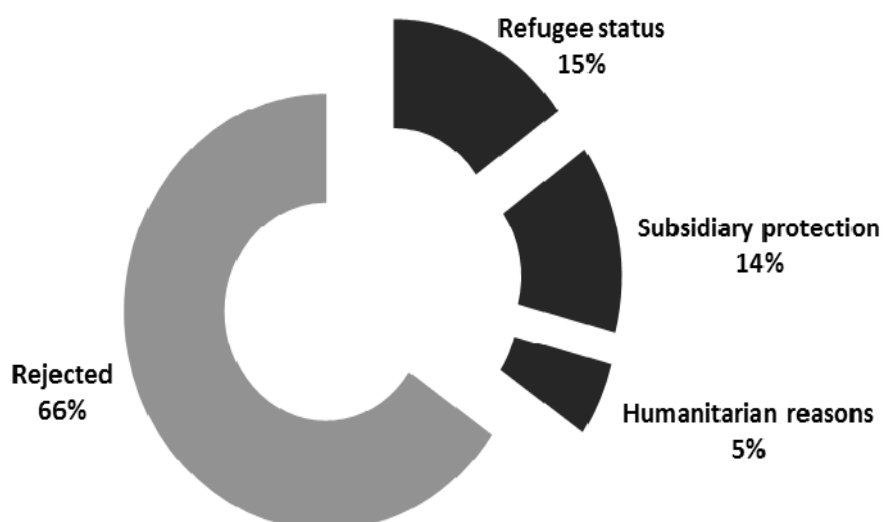
In some Member States, a large proportion of the applicants came from a single country. The Member States with the highest concentrations were **Poland** (84% of the applicants came from **Russia**), **Latvia** (76% from **Georgia**), **Romania** (68% from **Syria**) and **Bulgaria** (63% from **Syria**).

### More than a third of first instance decisions were positive

In 2013 in the **EU28**, 65% of first instance decisions<sup>5</sup> made on asylum applications were rejections, while 15% of applicants were granted refugee status, 14% subsidiary protection and 5% authorisation to stay for humanitarian reasons. It should be noted that first instance decisions made in 2013 may refer to applications registered in previous years.

If the proportion of positive decisions varies considerably among Member States, it should be kept in mind that the country of origin of applicants also differs greatly between Member States.

## First instance decisions in the EU28, 2013



### Asylum applicants, 2013

|                       | Applicants     |                  | Citizenships of main groups of asylum applicants |               |           |                        |               |           |                    |               |          |
|-----------------------|----------------|------------------|--|---------------|-----------|------------------------|---------------|-----------|--------------------|---------------|----------|
|                       | #              | Per million inh. | First group                                      | #             | %         | Second group           | #             | %         | Third group        | #             | %        |
| <b>EU28</b>           | <b>434 160</b> | <b>860</b>       | <b>Syria</b>                                     | <b>50 470</b> | <b>12</b> | <b>Russia</b>          | <b>41 270</b> | <b>10</b> | <b>Afghanistan</b> | <b>26 290</b> | <b>6</b> |
| <b>Belgium</b>        | 21 030         | 1 885            | Russia   | 2 150         | 10        | Afghanistan            | 1 675         | 8         | Guinea             | 1 610         | 8        |
| <b>Bulgaria</b>       | 7 145          | 980              | Syria  | 4 510         | 63        | Stateless              | 565           | 8         | Algeria            | 435           | 6        |
| <b>Czech Republic</b> | 695            | 65               | Ukraine  | 145           | 21        | Syria                  | 70            | 10        | Russia             | 50            | 7        |
| <b>Denmark</b>        | 7 170          | 1 280            | Syria  | 1 685         | 23        | Russia                 | 965           | 13        | Somalia            | 920           | 13       |
| <b>Germany</b>        | 126 705        | 1 575            | Serbia   | 18 000        | 14        | Russia                 | 15 475        | 12        | Syria              | 12 855        | 10       |
| <b>Estonia</b>        | 95             | 70               | Vietnam  | 25            | 27        | Syria                  | 15            | 18        | Russia             | 15            | 15       |
| <b>Ireland</b>        | 920            | 200              | Nigeria  | 130           | 14        | Pakistan               | 95            | 10        | Zimbabwe           | 70            | 8        |
| <b>Greece</b>         | 8 225          | 745              | Pakistan   | 1 360         | 17        | Afghanistan            | 1 225         | 15        | Bangladesh         | 730           | 9        |
| <b>Spain</b>          | 4 485          | 95               | Mali   | 1 470         | 33        | Syria                  | 725           | 16        | Algeria            | 350           | 8        |
| <b>France</b>         | 64 760         | 985              | Kosovo*  | 5 505         | 8         | Dem. Rep. of the Congo | 5 325         | 8         | Albania            | 5 045         | 8        |
| <b>Croatia</b>        | 1 075          | 250              | Syria  | 195           | 18        | Afghanistan            | 185           | 17        | Somalia            | 135           | 13       |
| <b>Italy</b>          | 27 930         | 470              | Nigeria  | 3 580         | 13        | Pakistan               | 3 310         | 12        | Somalia            | 2 885         | 10       |
| <b>Cyprus</b>         | 1 255          | 1 450            | Syria  | 570           | 45        | Egypt                  | 145           | 12        | Bangladesh         | 105           | 8        |
| <b>Latvia</b>         | 195            | 95               | Georgia  | 145           | 76        | Syria                  | 15            | 8         | Russia             | 5             | 3        |
| <b>Lithuania</b>      | 400            | 135              | Georgia  | 120           | 30        | Afghanistan            | 85            | 22        | Russia             | 75            | 19       |
| <b>Luxembourg</b>     | 1 070          | 1 990            | Kosovo*  | 160           | 15        | Bosnia and Herzegovina | 145           | 14        | Montenegro         | 115           | 11       |
| <b>Hungary</b>        | 18 895         | 1 905            | Kosovo*  | 6 210         | 33        | Pakistan               | 3 080         | 16        | Afghanistan        | 2 330         | 12       |
| <b>Malta</b>          | 2 245          | 5 330            | Somalia  | 1 015         | 45        | Eritrea                | 475           | 21        | Syria              | 250           | 11       |
| <b>Netherlands</b>    | 17 160         | 1 025            | Somalia  | 3 270         | 19        | Syria                  | 2 705         | 16        | Iraq               | 1 420         | 8        |
| <b>Austria</b>        | 17 500         | 2 070            | Russia   | 2 850         | 16        | Afghanistan            | 2 590         | 15        | Syria              | 2 005         | 11       |
| <b>Poland</b>         | 15 150         | 395              | Russia   | 12 760        | 84        | Georgia                | 1 235         | 8         | Syria              | 255           | 2        |
| <b>Portugal</b>       | 500            | 50               | Syria  | 145           | 29        | Guinea                 | 80            | 16        | Nigeria            | 35            | 7        |
| <b>Romania</b>        | 1 495          | 75               | Syria  | 1 010         | 68        | Iraq                   | 45            | 3         | Pakistan           | 40            | 3        |
| <b>Slovenia</b>       | 270            | 130              | Syria  | 60            | 23        | Kosovo*                | 35            | 13        | Algeria            | 20            | 8        |
| <b>Slovakia</b>       | 440            | 80               | Afghanistan                                      | 110           | 25        | Somalia                | 55            | 13        | Georgia            | 35            | 8        |
| <b>Finland</b>        | 3 210          | 590              | Iraq   | 820           | 25        | Russia                 | 245           | 8         | Somalia            | 215           | 7        |
| <b>Sweden</b>         | 54 270         | 5 680            | Syria  | 16 540        | 30        | Stateless              | 6 885         | 13        | Eritrea            | 4 880         | 9        |
| <b>United Kingdom</b> | 29 875         | 465              | Pakistan   | 4 645         | 16        | Iran                   | 3 055         | 10        | Sri Lanka          | 2 280         | 8        |
| <b>Iceland</b>        | 125            | 390              | Albania  | 40            | 31        | Russia                 | 10            | 7         | Syria              | 5             | 6        |
| <b>Liechtenstein</b>  | 55             | 1 495            | Russia   | 10            | 17        | Kosovo*                | 5             | 11        | Somalia            | 5             | 7        |
| <b>Norway</b>         | 11 930         | 2 360            | Eritrea  | 3 250         | 27        | Somalia                | 1 695         | 14        | Syria              | 865           | 7        |
| <b>Switzerland</b>    | 21 305         | 2 650            | Eritrea  | 2 560         | 12        | Syria                  | 1 900         | 9         | Nigeria            | 1 765         | 8        |

\* Kosovo under UN Security Council Resolution 1244  
Data are rounded to the nearest 5.

## First instance decisions, 2013

|                | Total decisions | Positive decisions | Of which:      |                       |                      | Rejections     |
|----------------|-----------------|--------------------|----------------|-----------------------|----------------------|----------------|
|                |                 |                    | Refugee status | Subsidiary protection | Humanitarian reasons |                |
| <b>EU28</b>    | <b>326 310</b>  | <b>112 730</b>     | <b>49 510</b>  | <b>45 540</b>         | <b>17 685</b>        | <b>213 580</b> |
| Belgium        | 19 805          | 6 280              | 3 910          | 2 370                 | -                    | 13 525         |
| Bulgaria       | 2 810           | 2 460              | 180            | 2 280                 | -                    | 355            |
| Czech Republic | 900             | 345                | 90             | 240                   | 15                   | 555            |
| Denmark        | 6 965           | 2 810              | 1 600          | 1 130                 | 80                   | 4 155          |
| Germany        | 76 165          | 20 125             | 10 910         | 7 005                 | 2 205                | 56 040         |
| Estonia        | 55              | 10                 | 5              | 0                     | -                    | 45             |
| Ireland        | 840             | 150                | 130            | 20                    | -                    | 690            |
| Greece         | 13 080          | 500                | 255            | 175                   | 70                   | 12 580         |
| Spain          | 2 365           | 535                | 205            | 325                   | 5                    | 1 835          |
| France         | 61 455          | 10 470             | 8 925          | 1 545                 | -                    | 50 985         |
| Croatia        | 185             | 25                 | 5              | 15                    | -                    | 165            |
| Italy          | 25 245          | 16 185             | 3 110          | 5 550                 | 7 525                | 9 060          |
| Cyprus         | 800             | 165                | 35             | 125                   | 10                   | 635            |
| Latvia         | 95              | 25                 | 5              | 20                    | -                    | 65             |
| Lithuania      | 175             | 55                 | 15             | 40                    | -                    | 120            |
| Luxembourg     | 1 245           | 130                | 110            | 25                    | -                    | 1 115          |
| Hungary        | 4 540           | 360                | 175            | 185                   | 5                    | 4 180          |
| Malta          | 1 905           | 1 605              | 45             | 1 445                 | 115                  | 300            |
| Netherlands    | 15 590          | 9 545              | 1 235          | 3 460                 | 4 850                | 6 045          |
| Austria        | 16 610          | 4 920              | 3 160          | 1 760                 | -                    | 11 690         |
| Poland         | 2 820           | 745                | 210            | 145                   | 390                  | 2 075          |
| Portugal       | 305             | 135                | 20             | 115                   | -                    | 170            |
| Romania        | 1 435           | 915                | 385            | 530                   | 5                    | 515            |
| Slovenia       | 195             | 35                 | 25             | 15                    | -                    | 160            |
| Slovakia       | 190             | 70                 | 5              | 30                    | 35                   | 125            |
| Finland        | 3 185           | 1 620              | 540            | 785                   | 295                  | 1 565          |
| Sweden         | 45 005          | 24 015             | 6 750          | 16 145                | 1 120                | 20 990         |
| United Kingdom | 22 340          | 8 505              | 7 475          | 70                    | 960                  | 13 840         |
| Iceland        | 130             | 10                 | 5              | 5                     | 0                    | 120            |
| Liechtenstein  | 45              | 5                  | 0              | 5                     | 0                    | 35             |
| Norway         | 11 785          | 5 770              | 4 490          | 995                   | 280                  | 6 015          |
| Switzerland    | 16 595          | 6 390              | 3 115          | 870                   | 2 405                | 10 205         |

- Not applicable

Data are rounded to the nearest 5.

1. **Asylum applicant** means a person having submitted an application for international protection or having been included in such application as a family member during the reference period. For reasons of simplicity, the term "applicant" has been used in this Release, because the data counts individuals rather than applications, which include in some cases several persons.

'Application for international protection' means an application for international protection as defined in Art. 2(g) of Council Directive 2004/83/EC, i.e. including requests for refugee status or for subsidiary protection status, irrespective of whether the application was lodged on arrival at border, or from inside the country, and irrespective of whether the person entered the territory legally (e.g. as a tourist) or illegally.

Within the same month every person being a subject of asylum application is counted only once, therefore repeat applications are not recorded if the first application has been lodged in the same month. However, such a **repeat application** will be recorded if lodged in a different reference month. It means that the annual figures, which are based on an aggregation of monthly data, may overestimate the number of persons applying for international protection.

2. This proportion has been estimated on the basis of the share of repeat applicants available in 24 of the 28 Member States (Belgium, Bulgaria, the Czech Republic, Denmark, Germany, Estonia, Ireland, Greece, Spain, France, Croatia, Italy, Latvia, Lithuania, Luxembourg, Malta, the Netherlands, Portugal, Romania, Slovenia, Slovakia, Finland, Sweden and the United Kingdom). These Member States covered 90% of all asylum applicants registered in the EU28 in 2013.
3. The data used for this publication are provided to Eurostat by the Ministries of Interior, Justice or immigration agencies of the Member States. Apart from statistics on new asylum applicants, these data are supplied by Member States according to the provisions of Article 4 of the Regulation (EC) 862/2007 of 11 July 2007 on Community statistics on migration and international protection.

4. For further information, please see the publication "Asylum applicants and first instance decisions on asylum applications: 2013" on the Eurostat web site:  
[http://epp.eurostat.ec.europa.eu/portal/page/portal/product\\_details/publication?p\\_product\\_code=KS-QA-14-003](http://epp.eurostat.ec.europa.eu/portal/page/portal/product_details/publication?p_product_code=KS-QA-14-003)
5. **First instance decision** means a decision made in response to an asylum application at the first instance level of the asylum procedure. The number of asylum applicants and the number of first instance decisions during the same reference period differs. This is due to the time lag between the date of the asylum application and the date of the decision on the asylum application. The duration of this time lag may vary considerably depending on the national asylum procedure and the administrative workload. An asylum application lodged in one reference period may therefore result in a decision in a later period, while some asylum decisions reported for that period may relate to applications lodged in previous reference periods. **Rejected applicant** means a person covered by first instance decision rejecting application for international protection, such as, inter alia, decisions considering applications as inadmissible or as unfounded and decisions under priority and accelerated procedures, taken by administrative or judicial bodies during the reference period. Rejected applicants have the possibility to appeal against refusal. The outcomes of the appeals may overturn the results of the first instance decisions and may vary greatly between countries.
- Person granted refugee status at first instance** means a person covered by first instance decision granting refugee status, taken by administrative or judicial bodies during the reference period. Refugee status means status as defined in Art.2(d) of Directive 2004/83/EC within the meaning of Art.1 of the Geneva Convention relating to the Status of Refugees of 28 July 1951, as amended by the New York Protocol of 31 January 1967. According to the Art.2(c) of that Directive refugee means a third country national who, owing to a well-founded fear of being persecuted for reasons of race, religion, nationality, political opinion or membership of a particular social group, is outside the country of nationality and is unable or, owing to such fear, is unwilling to avail himself or herself of the protection of that country, or a stateless person, who, being outside of the country of former habitual residence for the same reasons as mentioned above, is unable or, owing to such fear, unwilling to return to it.
- Person granted subsidiary protection status at first instance** means a person covered by first instance decision granting subsidiary protection status, taken by administrative or judicial bodies during the reference period. Subsidiary protection status means status as defined in Art.2(f) of Directive 2004/83/EC. According to the Art.2(e) of that Directive person eligible for subsidiary protection means a third country national or a stateless person who does not qualify as a refugee but in respect of whom substantial grounds have been shown for believing that the person concerned, if returned to his or her country of origin, or in the case of a stateless person, to his or her country of former habitual residence, would face a real risk of suffering serious harm and is unable, or, owing to such risk, unwilling to avail himself or herself of the protection of that country.
- Person granted authorisation to stay for humanitarian reasons at first instance** means a person covered by other first instance decision granting authorisation to stay for humanitarian reasons under national law concerning international protection, taken by administrative or judicial bodies during the reference period. It includes persons who are not eligible for international protection as currently defined in the first stage legal instruments, but are nonetheless protected against removal under the obligations that are imposed on all Member States by international refugee or human rights instruments or on the basis of principles flowing from such instruments. Examples of such categories include persons who are not removable on ill health grounds and unaccompanied minors.

Issued by: **Eurostat Press Office**

**Vincent BOURGEAIS**  
Tel: +352-4301-33 444  
[eurostat-pressoffice@ec.europa.eu](mailto:eurostat-pressoffice@ec.europa.eu)

Eurostat News Releases on the internet:  
<http://ec.europa.eu/eurostat>

For further information on the data:

**Piotr JUCHNO**  
Tel: +352-4301-36 240  
[piotr.juchno@ec.europa.eu](mailto:piotr.juchno@ec.europa.eu)

**Alexandros BITOULAS**  
Tel: +352-4301-37 608  
[alexandros.bitoulas@ec.europa.eu](mailto:alexandros.bitoulas@ec.europa.eu)